



2022 PWDCC Water Trial Manual

www.pwdcc.org

Junior
Apprentice
Working
Working Excellent
Courier
Courier Excellent
Master
Junior
Apprentice
Working
Working Excellent
Courier
Courier Excellent
Master
Junior
Apprentice
Working

Forward

The Portuguese Water Dog Club of Canada greatly appreciates the generosity of the Portuguese Water Dog Club of America (PWDCA) in sharing their Water Trial program with us. The current PWDCC manual is the authorized and final version if there is any question or discrepancy between the PWDCC and PWDCC manuals. Every effort will be made to keep the two documents exactly the same. By extending the use of their Trial Manual and the use of their Judges, the PWDCA has made possible the continuation of a Water Trial program in Canada. In addition, our titles are reciprocal with PWDCA titles, a team can trial at one level in Canada and trial the next level in the United States, and PWDCC titles count towards the PWDCA Register of Merit program. (see www.PWDCA.org for more information.)

This sharing of purpose, to keep our breed as a true working dog, is to be commended. We thank the PWDCA, its Board of Directors and Water Trial and Awards committees.

On behalf of the PWDCC Board

June 1, 2009

PWDCC Water Trial Manual

Table of Contents

Chapter 1 Introduction	3
Section 1 Goals and Purpose	3
Chapter 2 General Rules	4
Section 1 Definitions	4
Section 2 Test Procedures	5
Retrieving/Carrying Exercises Generally	7
Retrieving Exercises from Shore	7
Boat Exercises	8
Swimming with the Handler	9
Starting Positions for Exercises	9
Section 3 Eligibility	9
Section 4 Trial Site	11
Trial Grounds	12
Test Area	12
New Site Considerations/Approval	12
Changes of Judge or Site	13
Water Trial Diagram	14
Section 5 Trial Equipment	15
Equipment	15
Description And Illustration Of Regulation Equipment	16
Rretrieving Dummy: all Levels	16
Harness: All levels	16
Bail Bucket, Wiffle Ball or 3-Handle Rubber Fetch Toy: Apprentice level	16
Floating Line: Apprentice, Working, Courier, Master levels	16
Boat Fender: Master level	16
Buoy Ball: Working, Courier, Master levels	17
Gear Bag: Working and Master levels	17
Courier Pourches: Courier and Master levels	17
Fishing Net: Courier and Master levels	17
Row Boat: All levels	18
Site Markers: All levels	18
Chapter 3 Summary of Exercises by Level	19
Junior Water Dog Test Exercises	20
Apprentice Water Dog Test Exercises	22
Working Water Dog Test Exercises	26
Working Water Dog Excellent Title	29
Courier Water Dog Test Exercises	30
Courier Water Dog Excellent Title	33
Master Water Dog Title Program	34
Master Water Dog Test Exercises	34
Master Water dog Packages	40

Chapter 4 Administrative Guidelines	41
Declaration of Authority	41
Reciprocal Water Trial Program and Title Recognition with the PWDCC	41
Duties of the PWDCC	41
Water Trial Host	42
Applying to Host a Sanctioned Water Trial	42
Water Trial Additional Events	42
Host Committee Duties and Authority	43
Trial Judge Selection: Judging Assignments	44
Trial Veterinarian Selection	44
Sale and Distribution of Material	44
Proceeds	44
Trial Secretary's Duties	44
Premium List	45
Entry Form	46
Entry Fees, Refunds, Cancellations	46
Guaranteed Entries for Trial Workers	46
Limited Entry, Waiting List and Random Draw	46
Conducting a Random Draw	47
Regular and Non-regular Entries	48
Priorities among Entries	48
Move-ups	48
Failure Policy at the PWDCC National Specialty Trial	49
Judging Order	49
Trial Steward Selection and Duties	49
Substitute Stewards	50
Stewarding Errors	50
Trial Report	50
Trial Judge's Authority and Duties	52
Chapter 5 Dog Aggression	54
Excusal	54
Disqualification By the Judge	54
Disqualification By the Host Committee	54
PWDCC Judge's Form for Dog Aggression	56
Dog Aggression: Action by Host Committee Form	57
PWDCC Water Trial Dog Aggression or Grievance Witness Statement	58
Chapter 6 Grievances	59
Grievance Procedure	59
Disciplinary Action : Grievances	60
PWDCC Water Trial Dog Aggression or Grievance Witness Statement	61
Appendix A: Bait Bucket Modification	62
Appendix B: Fishing Net Dimensions	63
Appendix C: Site Markers Construction	64
Glossary of Terms	66

Chapter 1 Introduction

The Portuguese Water Dog, past and present, is a working breed. As a contributing crew member on Portuguese fishing vessels, tasks that were attributed to the breed included retrieving overboard objects, carrying messages, swimming fishing floats into place and guarding the boats, nets and catch when in port. The regular and successful completion of these tasks required teamwork between dog and owner, efficiency in accomplishing the work of the day, natural willingness, and the intelligence to adapt routines to changing conditions.

The Portuguese Water Dog today exhibits eagerness, intensity and strong swimming and retrieving abilities. In order to preserve these qualities and maintain for the future the breed's natural instincts, a series of exercises were developed in THE UNITED STATES OF AMERICA to reflect the historical working background of the Portuguese Water Dog. These exercises consist of two aspects: the dog's ability to perform a task and its willingness to do so on command.

The Water Trial program was the beginning of another chapter in the history of the Portuguese Water Dog. It provides a context in which to record our present efforts to preserve the past and insure the future of this noble working water dog.

Section 1 Goals

The goals of the water trial are to promote an environment that encourages:

1. The development of the working attributes of the Portuguese Water Dog;
2. A strong bond between dog and owner consistent with the Portuguese Water Dog's heritage as a working companion; and
3. The creation of a modern water work activity specifically related to the breed's unique abilities and historical function.

Purpose

The progression of test exercises and levels included in this manual is intended to provide Portuguese Water Dogs and Handlers an opportunity to earn a certificate or titles based on water exercise levels completed.

Chapter 2 General Rules and Regulations for Water Trial Participants

General Rules

1. The PWDCC requires all attendees, Handlers and spectators at all water trials to conduct themselves in the spirit of good sportsmanship. It is expected that each exhibitor always consider as paramount the welfare of his or her dog. As such, a Handler is permitted to talk, cheer and encourage his dog within the guidelines of the PWDCC Water Trial Manual. There are no restrictions to the number of commands or directions that can be given to the dog by the Handler. Any actions or language not appearing to be in the spirit of good sportsmanship will not be permitted. This includes but is not limited to harsh commands, whether verbal or physical in nature or handling a dog in an abusive manner. Any action viewed by the Judge during the course of the trial, not to be in the spirit of good sportsmanship shall result in the immediate dismissal from the trial.
2. Dogs not actively competing in a trial must be kept on leash or in crates and at such a distance from the test area as not to disturb working teams.
3. No person on the trial grounds shall engage in conduct that is abrasive or dangerous to him/herself or others, or that disrupts the trial, or interferes with any competing team or with any water trial official in the discharge of his/her duties. Anyone engaging in such behavior is subject to expulsion from the trial grounds.
4. No one is to physically discipline a dog while on the trial grounds except to ward off or prevent aggression by a dog. No person shall leave a dog unattended and exposed to conditions, which may create a risk of injury or death. Anyone found to be abusing or neglecting a dog on the trial grounds is subject to expulsion from the trial grounds.
5. Waste containers will be provided and Handlers/owners must clean up after their dogs.
6. Participants and spectators shall obey the directions of the Judge(s), Host Committee and Stewards.
7. Violation of these "Rules and Regulations for Water Trial Participants" shall be cause for failing an exercise, disqualification from competition in the trial or other action, including expulsion from the trial grounds, to be determined by the officiating Judge(s) and/or Host Committee.

Section 1 Definitions

1. The term "Handler" shall mean either an owner of a dog who handles the dog during the test exercises or any other person authorized by the owner to handle the dog during the test exercises.
2. "Participant" shall include both Handlers and Stewards, including Substitute Stewards.
3. "Water trial rules" shall mean the provisions of this Water Trial Manual.

4. "Water trial official" shall mean any of the following: Judge(s), official trial Stewards, and the veterinarian provided by the host water trial committee ("Host Committee"); members of the Host Committee; and any other person to whom a task has been specifically delegated by the Host Committee.
5. "Double handling" during an exercise means any assistance to or communication with a competing dog by a person who is not specifically permitted by the terms of the exercise description or these "Rules and Regulations for Water Trial Participants" to assist or communicate with the dog. Double handling will be cause for immediate failure of an exercise except where it occurs through an error made by an official trial Steward. In that case, the dog must be re-tested on the exercise.
6. "Entering the water" means a dog moves all four paws across the three-foot line or, in the case of a dog on a boat, jumps from the boat platform toward the water.
7. "Leaving the Water," means the dog moves all four paws across the three-foot line from the water toward land."
8. "Delivery to hand" is defined as: The dog bringing an article to the Handler and either deposits it in the Handler's hand on command or allows the Handler to remove the article from its mouth on command.
9. "Club Steward" or "Substitute Steward". Stewards are to assist in the running of the trial. "Club Stewards" are official trial Stewards provided by the Host Club and may serve various functions such as a "land Steward" who may throw a dummy for a Handler that requests at the Junior or Apprentice level, or holds a dog at the Junior level, or "boat Steward" who row the boats. The club Steward generally Stewards for all the class or for a number of consecutive dogs. In specific situations, a Handler is allowed the use of a "Substitute Steward" (as defined under Test Procedures). A Substitute Steward is chosen by the Handler and is most often used at the Courier or Master level. It is expected that the Steward (both club and Substitute) be capable of performing the duties required of that position (ex. throwing a dummy the distance needed for an exercise).

Section 2 Test Procedures

1. The Handler may talk to the dog at all times.
2. Dogs and Handlers are expected to perform in a natural environment, which may include wind, rain, sun glare, tides and currents.
3. Owners and Handlers shall be responsible for the health, safety and fitness of their dogs. Subject only to the Judge's authority to excuse a dog from competition, it is the sole responsibility of the owner and/or Handler to decide whether to compete.
4. An owner or Handler may withdraw a dog from competition at any time for health, safety or other reasons by notifying the Judge or Trial Secretary.
5. A team must receive a passing score on each exercise at a given test level in order to earn a "qualifying score" for that test level. A qualifying score is required to earn a certificate or title.

6. Each team will be allowed a three-minute warm-up period in the test area just prior to being Judged. Any trial equipment used at the team's test level may be used during the warm-up period. The Judge need not wait for the water to clear and may begin the test at any time after the end of the warm-up period.
7. All exercises are performed with the dog off lead.
8. Unless specifically permitted by an exercise description or these Rules and Regulations, the Handler may not physically touch, guide or restrain the dog after an exercise has begun. An exercise is deemed to begin when the Judge says (or signals) "You may begin". At the Junior and Apprentice levels, the Handler may gently guide the dog by the collar or harness between exercises. At the Working, Courier and Master Water Dog levels, the Handler must control the dog without physical guidance of any kind both during and between exercises. The Handler may physically assist a dog in boarding a boat from water of swimming depth and may, in the interest of safety, momentarily steady a dog on a boat platform while it turns, shakes its coat or is in danger of falling. Upon completion of an exercise the Handler may pet and praise the dog.
9. Before each exercise the Judge will ask the Handler, "Are you ready?" and upon receiving an affirmative response will tell the Handler, "You may begin." The Handler and/or Steward then prepares for the exercise by throwing an article, placing a float line, dumping articles overboard, etc. Timing of the exercise starts when the Judge says (or signals), "Send (or call) your dog" or, if the exercise does not require the dog to be sent, when the Judge says, "You may begin." Exception: In the underwater object retrieve, timing begins when the object sinks. At the junior level, the Handler may hold the dog by the harness or collar until the Judge says, "send your dog," at which point the Handler must take his/her hands off of the dog. The Judge will signal the end of each exercise and the end of timing by telling the Handler, "Exercise finished." Hand or whistle signals may be substituted for vocal signals by the Judge, so long as the signal system is clearly explained to the participants before the judging begins.
10. The Handler may not send or call the dog before the Judge gives the signal to do so. The dog is not permitted to anticipate the Handler's command to the dog. Unless specifically defined otherwise in an exercise description, "anticipation" means that a dog crosses the three-foot line with all four paws before being sent or called in an exercise, which starts on land, or leaves the boat platform before being sent in a boat exercise.
11. Verbal encouragement, commands and/or hand signals are allowed and may be repeated by the Handler at any time. A whistle may be used by the Handler to signal the dog.
12. In all exercises at all levels: a Steward/Substitute Steward is not allowed to communicate with a competing dog except as noted, and is inactive and silent unless a specific role or function is assigned in the exercise description or these "Rules and Regulations for Water Trial Participants." In any case, where not specifically allowed, the Steward/Substitute Steward shall not respond to the Handler beyond a brief nod.
13. The Handler or the Steward may not, at any time, in any exercise, splash the water to draw attention to the Handler or to an object or for any other reason.

14. A Handler is allowed the use of one Substitute Steward at the Courier and Master levels. It is expected that the Substitute Steward be capable of performing the duties required of that position (ex. throwing a dummy the distance needed for an exercise). A personal Substitute Steward is also allowed for the Timed Swim at the Junior and Apprentice levels. For all other exercises at any level, the Judge and Trial Chair must approve the use of a personal Substitute Steward prior to the briefing and it must be for extenuating circumstances. Host Club Stewards are available to assist Handlers as designated within the rules. Handlers who are physically challenged should address the situation with the Host Club Trial Secretary or Trial Chair and Judge prior to the trial so provisions can be made. If a physically challenged Handler has designated a substitute Steward to handle the dog for an exercise, the non-participating Handler must remain quietly in the Judge's area during the time the dog is working with the Steward. The Steward performs the entire exercise with the dog.
15. Only the equipment necessary to complete the task(s) associated with the exercise being tested may be present and visible to the dog being tested. No other equipment may be on the platform of either boat or in the Handler or Steward's immediate possession during the exercise.

Retrieving/Carrying Exercises Generally

1. Either the Handler or a Steward may throw the article unless noted otherwise. If the Judge determines that a throw is inadequate, he/she will stop the exercise. The article will be recovered by the Steward and the exercise will be restarted. If the Handler elects to throw the second time and the throw is still inadequate, the third and any subsequent throws will be made by the Steward.
2. The Judge will determine whether the throw is adequate and will signal approval to the Handler by directing "send your dog" as noted above.
3. The dog may drop an article on shore or in the water and the Handler may give additional signals and commands to recover it.
4. The dog may be redirected by voice and/or hand signals from the Handler to locate an article if necessary.
5. The Handler may not assist the dog in locating articles by throwing other objects. At no time during any exercise may the Handler splash or otherwise put their hand in the water except to receive an object from the dog.
6. All deliveries are from the dog's mouth to the Handler's hand except at the Junior Water Dog level and the Courier Pouch Exchange exercise where the pouch may be attached to the harness. The object being delivered must be released into the Handler's hand and out of the dog's mouth prior to the Handler touching the dog or its harness or the dog boarding the boat.

Retrieving Exercises from Shore

1. The Handler must remain behind the three-foot line at all times except in the underwater retrieve exercise.
2. A dog must leave the water to deliver an article to the Handler on land. "Leaving the water" means dog moves all four paws across the three-foot line.

3. The dog need not return directly to the shore point where the Handler is standing, but may swim to the closest point of land. The Handler is permitted to move anywhere within the test area behind the three-foot line, however, once the dog has left the water, the Handler may not move any more than one or two steps in any direction to receive the retrieved article. At the Junior level only, if the dummy is dropped, it must be dropped close enough so that the Handler does not move any more than that one to two steps in any direction to receive the article.
4. If a dog leaves the water without the article it was sent to retrieve, the dog fails that exercise. In the Underwater Retrieve exercise, the dog must deliver the object to the Handler before leaving the water. Delivery need not be to hand at the Junior Level.

Boat Exercises

1. Either Handler or dog may board the boat first.
2. When required to be on a boat during or between exercises, the dog must remain under control and on the boat platform. The dog may be sitting, lying down or standing and minor changes of position are permitted as long as the dog remains under control.
3. The Handler (or Steward, where specified) may place one hand in the water to receive an article as long as the person's torso, or trunk of the body, remains on the boat. The Handler or Steward's legs may hang over the stern. The Handler or Steward should position himself/herself on the platform so that his/her weight remains centered and evenly distributed on the platform. At no time should the Handler or Steward hang their legs over the side of boat nor stand on the platform or step.
4. If the dog fails to return to the Handler's boat within the time allowed for an exercise more than once during exercises at the Working, Courier, or Master levels, the dog will be excused from further participation.
5. The only time a Handler or Steward may leave the platform of the boat is at the completion of the exercise and the boat is at a depth in which the Handler may safely disembark from the platform. When the boat is resting in two to three feet of water it is considered safe for the Handler, Steward and dog to disembark from the platform. Any Handler or Handler's Steward who leaves the platform of a boat, prior to the boat resting in two to three feet of water, will be disqualified immediately, forfeit the opportunity to continue with any other exercises within the specific test level and no title or certificate will be awarded. The exception to this rule is when the participating dog is in perceived danger, equipment failure or extenuating environmental conditions.
6. Step will be held in the raised position at all times except as determined below. Step may be lowered when the dog is halfway back to the boat with the article or in the case of multiple articles, the final article. The exception to this will be for the Working level Articles Overboard. The step may be lowered after the second article has been delivered to hand.

7. Article must be delivered to hand in all boat exercises. The dog's paws may be on the step when delivery takes place but may not touch the boat platform prior to delivery of the article. If the dog's paw or paws touch the boat platform prior to delivery to hand, the dog shall fail the exercise. In the Courier pouch exercise, if the pouch is attached to the dog's harness, the dog may be boarded onto the platform with the pouch attached (it is not necessary to remove the pouch prior to boarding the dog).
8. The Handler boat shall be kept parallel to shore unless otherwise noted.

Swimming with the Handler

1. The dog is not permitted to climb on the Handler during the swimming exercises. The Handler may brush the dog off once without penalty, but if the dog attempts to climb on the Handler a second time, the team fails the exercise.
2. The Handler is not permitted to support the dog in the water.
3. No toys or retrieving articles are to be used during the swim exercises.
4. If the Handler is a non-swimmer or prefers not to swim with the dog and if the site allows, the dog may perform the swim exercise with a Steward or, Handler may walk with the dog swimming at his/her side. The dog must remain at swimming depth at all times. The Handler is not allowed to ride in the boat while the dog swims along side the boat. Handlers who are physically challenged and require special arrangements should address the situation with the Host Club Trial Secretary or Trial Chair and Judge prior to the Trial so that provisions can be made. If a Substitute Steward is designated to handle the dog for the swim exercise, the non-participating Handler must remain quietly in the Judge's area during the time the dog is working with the Steward. The Steward performs the entire exercise with the dog.

Starting Positions for Exercises

SHORE: Handler is standing on shore behind the three-foot line and facing the water. Dog is at the Handler's side under control.

BOAT: Handler is sitting or kneeling on the boat platform. Dog is at the Handler's side under control.

OTHER: Position is explained at the beginning of exercise.

Section 3 Eligibility

PWDCC sanctioned water trials shall be open only to purebred Portuguese Water Dogs individually registered with the AKC or individually registered with a foreign registry organization recognized by the AKC or Portuguese Water Dogs with AKC PAL/ILP (Purebred Alternate Listing/Indefinite Listing Privilege) numbers. On the day of the water trial(s), the dog must be eligible to compete in events sanctioned by the Kennel Club in which the dog is registered (AKC, CKC). Additionally, on the day of the water trial(s), the Handler of the entered dog must also be in good standing and able to compete in events sanctioned by the Kennel club in which the dog is registered.

A dog must be at least six months of age on the day of the trial to enter the Junior Water Dog level and one year of age to enter the Apprentice level and above, unless the dog has successfully passed the Junior level. All dogs must be in good health and in proper condition for the test level in which they are entered.

Bitches in season shall be eligible at the discretion of the Host Committee. The premium list must state whether they are eligible and under what conditions they may compete.

The minimum age for water trial participants is 9 years old. Participants between the ages of 9 and 18 must have a parent or legal guardian present at the site while they participate.

Neither a Judge nor any member of his/her immediate family or household nor any dog owned by a Judge or any such family or household member shall be eligible to compete at a trial where the Judge is officiating or performing an observer or provisional judging assignment. "Competing" shall include acting as a Substitute Steward.

A dog may enter the Apprentice Water Dog titling level without having a Junior Water Dog Certificate if it is at least 12 months of age on the day of the trial (or as outlined in the first paragraph of this section). A dog must have earned an Apprentice Water Dog title in order to be eligible to enter the Working Water Dog level. A dog must have earned a Working Water Dog title (Working Water Dog Excellent is an optional title and is not required) to be eligible to enter the Courier Water Dog level. A dog must have earned a Courier Water Dog Excellent title to be eligible to enter the Master level. No dog may be entered more than once at the same test level at a trial.

Regular and Non-Regular Entries

Regular Entries

Only entries received by the Trial Secretary before the closing date can be regular entries. Regular entries include (1) entries of dogs that have not earned a title before the trial date at the titling test level entered, (2) entries at the Junior Water Dog level of dogs that have earned neither a certificate nor a title before the trial date, (3) entries at the Working Water Dog level that have not yet earned the title of WWDX.

A dog may continue to be a regular entrant at the level of its highest title or certificate for 30 days after earning that title/certificate. However, if a dog is entered at or moved to a higher test level during the 30 days, it may not be a regular entrant again at the lower level where it earned the title/certificate.

Non-regular Entries

Non-regular entries received before the closing date includes "exhibition entries". These are entries of: (1) dogs that have earned titles/certificates at the level entered more than 30 days before the trial date, including Working Water Dog Excellent entries, (2) dogs that have earned a title before the trial date and are entered at the Junior Water Dog level. Non-regular entries also include: (3) entries received after the closing date ("post entries"), including day of trial entries, (4) day of trial move-ups and (5) any other entries which do not qualify as regular entries.

The Host Committee shall decide whether and under what circumstances any non-regular entries will be permitted at a trial and must provide this information in the premium list. The

Host Committee for a regional water trial may (but need not) permit a dog to be entered as an exhibition entry at any test level up to and including the level of the dog's highest title or certificate at the date of the trial. The Host Committee for a National Specialty may permit a dog to be entered as an exhibition entry only at the level of the dog's highest title or certificate at the date of the trial. The Host Committee at a National Specialty may (but need not) permit exhibition entries at the Junior Water Dog level of dogs that have earned certificates but no titles.

Priorities among Entries

Regular entries have the first priority for spaces at a trial. Exhibition entries (if permitted) have the next priority. Relative priorities among other non-regular entries are to be decided by the Host Committee.

Section 4 Trial Site (Also see "Trial Site Diagram")

The water trial is designed to be conducted in an open body of water such as a lake, river or sea. **Open body of water** is defined as any natural or man made body of water including but not limited to: ocean, sea, lake, river, pond, reservoir, canal, channel, lock, fjord. A swimming pool of any size is NOT considered an open body of water.

The Host Committee shall select a suitable location. The "test area" shall mean both the land and water test areas.

The "water test area" shall start at the three-foot line and shall occupy at least 75' perpendicular to shore and 75' parallel to shore. These dimensions are minimum clearances that must be free of obstructions; they are not "boundaries" unless specifically stated as such elsewhere in this manual. Factors such as tides, winds, currents and other conditions may influence the configuration of the water test area at any given time. It shall be within the discretion of the Judge to determine the boundaries of the water test area for purposes such as, without limitation, deciding whether an article has drifted to the extent that it should be declared out of bounds and repositioned for a competing team. (See "Trial Judge's Authority and Duties")

Within the water test area there shall be placed two floating and highly visible markers (see Appendix C). These markers shall be 50' apart measured parallel to the three-foot line and shall be placed 60' out from the three-foot line. In setting up the test site, the Host Club will be responsible for making sure that the dogs will be at swimming depth 15' after leaving shore in a direct line to the 60' markers. A required swim of 40- 42' must be made to that 60' marker

Drought, tides, and other climatic conditions can alter test sites drastically. It is the responsibility of the Host Club to make sure that the swimming exercises are not compromised at these locations. If this means further retrieves because swimming distances cannot be met within that 60' boundary, then so be it. The other alternative is to change the test site.

The "land test area" shall start at the three-foot line and shall occupy an area measuring at least 35' perpendicular to the three-foot line and 35' parallel to the three-foot line. The land test area shall be roped off or otherwise clearly marked by the Host Committee. The line three feet from the water (the "three-foot line") shall be clearly marked along the land test area. This shall include but not be limited to a visible marker on the surface of the land across the entire width of the land test area.

From the land test area there shall be a "water area entrance" at a place where the water deepens gradually. The water area entrance shall be at least 15' wide to allow teams and boats access to the water test area. The water area entrance shall be clearly marked if it occupies less than the entire shoreline edge of the land test area.

Trial Grounds

The "trial grounds" include the entire area of water and land which supports the participants and spectators at the water trial, including the water and land test areas, viewing areas, parking areas, crating areas, concessions, sanitation facilities and exercise areas.

Test Area

1. No food, toys or other training aids are permitted in the test area at any time.
2. Dogs are not permitted to enter or practice in the test area from the time the site is set up until the end of the trial except when being Judged and during the three minute warm-up period just prior to judging.
3. During the trial, no one is permitted in the test area except a team (including Substitute Steward, if any) which is competing or warming up, the Judge(s) and other water trial officials who are performing their duties. At no time is anyone permitted to interfere with a dog's performance by blocking the gates, the area between the water's edge and 3-foot line to prevent a dog from running off. The only exception would be a life-threatening situation.
4. A dog is not permitted to leave the land test area during an exercise and may be failed by the Judge if it does leave the land test area.

New Site Considerations/Approval

Any new site that a host club would like to use to hold water trials must be approved by the Water Trial Committee prior to applying to hold a water trial. Whenever possible, a Water Trial judge or Water Trial Committee member should be asked to view the site to confirm the suitability of the site. Photos and/or video of the site will need to be provided when applying for a new site approval. A New Site application must be submitted online. It can be found on the PWDCA website, on the Water Work page, under Water Trial Secretary Documents. Specifics that will need to be provided regarding the site are:

1. Type of body of water
2. Surface at the water's entrance
3. Approximate water depth 25' from the 3' foot line
4. Approximate water depth 60' from the 3' foot line

When a host club is considering use of a new site, the following should be considered when applying for approval of a potential water trial site:

1. Sufficient water clarity at the shoreline to allow for the underwater retrieve.
2. The depth at the marker/stern of the boat should be deep enough that the dogs are not able to "bounce off" the bottom of the site. Four feet should be a minimum.

3. The depth of the site must allow for the minimum of 40 to 42 feet that the dog is required to swim (not walk). Shallow sites would require the marker be moved out as far as necessary to allow for the minimum swim distance.
4. The water surface area of the site must be sufficiently large to allow for a distance of 50 feet on the sides of each marker parallel to shore. The total surface area at the markers would be 150 feet across at the markers. If the site only allows for a go out in one direction then the total surface area could only be a minimum of 100 feet.
5. There should be a minimum of 50 feet of water surface area beyond the markers on the lakeside.

For trials requesting 2 test areas (within the same location):

6. The minimum distance between 2 sites should be 120 feet of water surface area and the same for the land test area. A barrier between the 2 sites such as a fence would be necessary. If there is a natural barrier between the sites such as a dock or land mass then no fencing would be necessary.

Other Considerations:

- Ideally, sites should allow for buoy ball go outs in either direction but this is not mandatory.
- Safety of the handler and dog is a priority. There should be no unsafe conditions in the water or land test area. Examples of unsafe conditions are: an open trench, a steep hill, very slippery surfaces such as mud, etc.

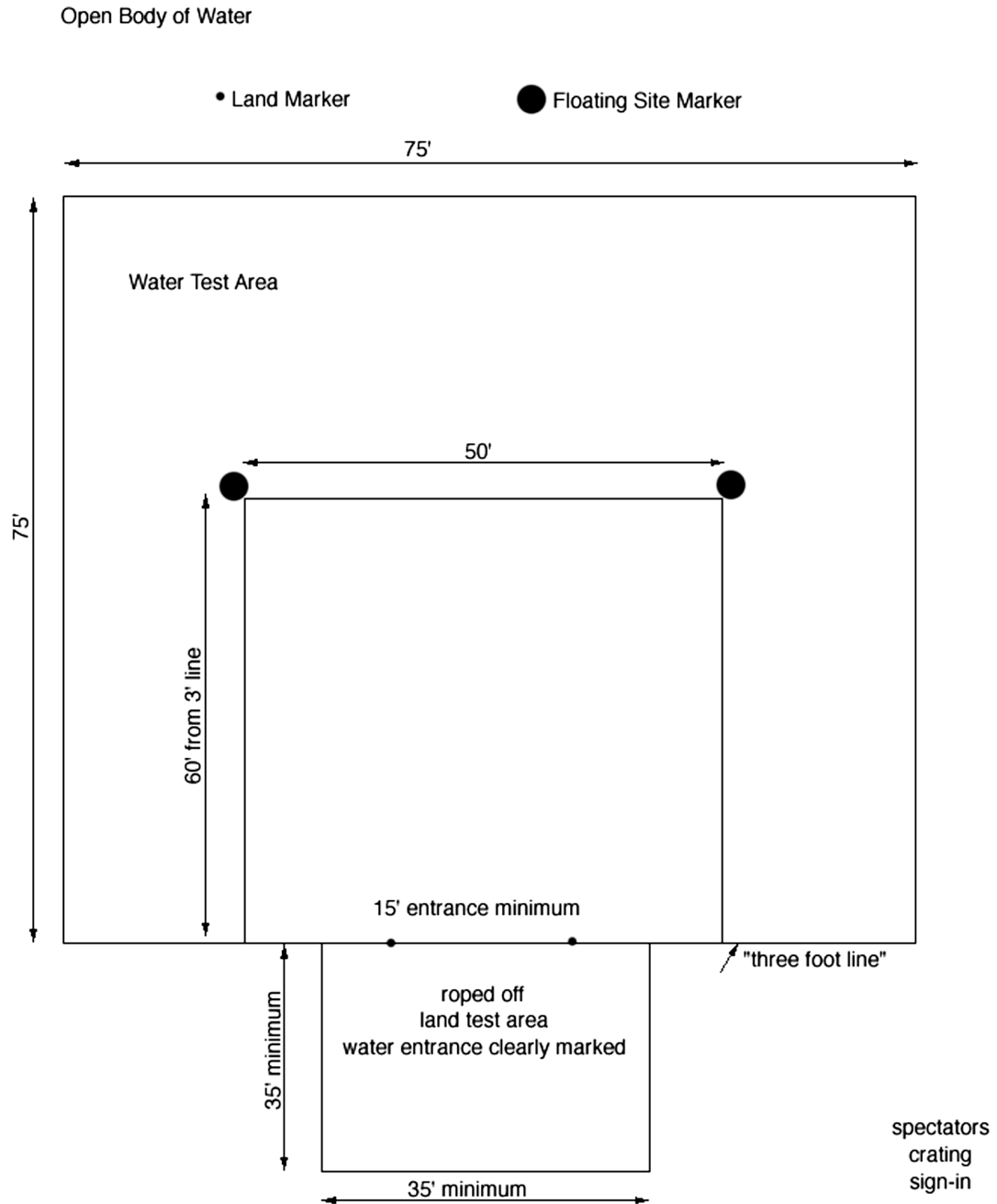
Changes of Judge or Site

In the event that a site must be changed, the Host Committee shall make every effort to secure a suitable site within 25 miles of the original site. Every effort will be made by the Trial Secretary to notify the WTC and all entrants of any change of Judge or site. If time permits, such notice shall be made in writing.

In the event of a site change after the mailing of the judging schedule and in the further event that any exhibitor was not personally contacted and advised of the change, the Host Committee shall post a person at the original site for a period from one hour before through one hour after the trial was scheduled to commence, or until every exhibitor not previously contacted has been contacted and directed to the new trial site. Further, at the discretion of the Host Committee and the officiating Judge(s), either the start of the judging at the new site may be delayed up to one hour or exhibitors arriving at the new site late due to lack of notice may be allowed to compete out of catalog order and/or after the completion of a test level other than that in which they are entered.

Water Trial Site Diagram

Note: The dimensions given for the water test area are minimum clearances and not “boundaries.” The water test area is subject to some shifting due to natural changes as wind, current, etc. and the Judge’s discretion will prevail.



Section 5 Trial Equipment

The Host Committee shall provide at least the following items of regulation equipment: two identical retrieving dummies, two courier pouches and one of each of the underwater retrieving objects, floating line, buoy ball, gear bag, a fishing net and a boat fender (see "Description and Illustration of Regulation Equipment"). The Host Committee shall also provide two regulation rowboats with platforms for each water test area, markers for the test areas and exhibitor numbers. The Host Committee shall further provide official Judge's worksheets and all other equipment needed by the Judge(s) to conduct the trial including clipboards, pens, stopwatches, lifejackets, etc. A Judge may, however, choose to use his/her own equipment.

Equipment


1. Only regulation equipment may be used in a water trial. (See "Description and Illustration of Regulation Equipment"). A Handler may use his/her own equipment provided it has been inspected by the Judge (or his/her designated Steward) to verify that it is regulation equipment. The Host Club will provide the regulation boats and site markers. All regulation equipment must be in good working repair. Any piece of equipment, in the opinion of the Judge, which is considered to pose a risk to the dog, Handler or Steward will be deemed not suitable for use in the given water trial. Identical equipment refers to size, material, colour and any attachments.
2. Dogs are required to wear non-restrictive harnesses at all levels. At the option of the Handler the dog may wear a flat buckle or rolled leather collar, but there shall be no attachments hanging on the collar. Painted or stitched designs or information on the collar is acceptable.
3. The Handler, while in the test area, must wear a USCG approved Type I, II, or III life vest. If the life vest is an inflatable one, it must be inflated. Anyone in the test area who will enter the water or a boat is required to wear an approved life vest. People who will not enter the water or a boat at any time need not wear a vest unless required to do so by the Judge. The Judge may choose to require life vests to be worn by everyone who will be near the water.
4. The Handler and everyone else in the test area must wear appropriate closed-toe shoes. Sandals or thong-type shoes may not be worn. Swimming fins are not appropriate footwear for Handlers.

Description and Illustration of Regulation Equipment

All regulation equipment must be in good working repair. Any piece of equipment, in the opinion of the Judge, which is considered to pose a risk to the dog, Handler or Steward will be deemed not suitable for use in the given water trial. Identical equipment refers to size, material, colour and any attachments.

Retrieving Dummy **All levels**

A one-piece commercial retrieving dummy made of canvas, neoprene or plastic material that is cylindrical or hexagonal and uniform in shape throughout its length, with a diameter of 2" to 4" and a length of 8" to 15". A line no longer than 18" may be attached to facilitate throwing.



Harness **All levels**
A non-restrictive tracking harness, properly sized, in good working condition and appropriate for water training.

Bait Bucket, Whiffle Ball, or 3 Handle Fetch Toy **Apprentice level**

A modified plastic 4-1/2 quart bait bucket. The bait bucket measures approximately 6" high by 7-1/2" in diameter. It is weighted with approximately three pounds of stones or other non-shifting material. (See Appendix B for modification specifications.) 3 Handle Fetch Toy. The whiffle ball must be weighted so that it sinks immediately. It will sink faster if an additional five holes are drilled in the bottom.




Floating Line **Apprentice, Working, Courier, Master levels**

A 10' line 3/8" or larger with three to five commercial floats attached to maintain the line at the water's surface. The floats shall be no larger than 4" diameter by 8" long. The line may be knotted to hold the floats in place and at the ends. (10% ± line length tolerance.)



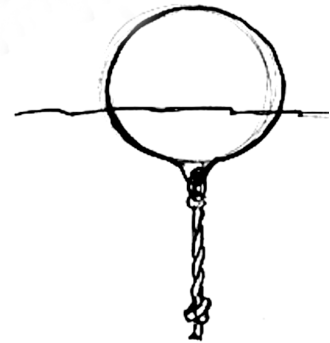
Boat Fender **Master level**
Marine boat fender with a diameter of 4 1/2 -6" and a length of 16-20". Lines no longer than 18" may be attached. If the fender is inflatable, it must be properly inflated.



Buoy Ball**Working Courier
and Master levels**

A spherical floating buoy (such as a standard AO marine buoy) between 10" and 18" in diameter, with a 6"-18" line (of any diameter) attached. (10% +/- buoy ball diameter and line length tolerance.) At the Working level only, the line must be hang straight down in the water. When the ball floats in the water, the attachment point of the line must lie underwater and at the bottom of the ball (see illustration). The line and/or the attachment point may be weighted to insure proper positioning.

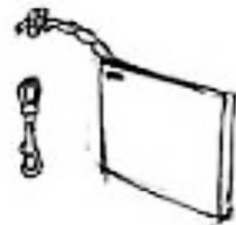
At the Courier level the line and/or attachment point may, but need not, hang under the ball.

**Gear Bag****Working, and
Master levels**

Any smooth-sided bag of flexible material (fabric and/or mesh) that is large enough to hold the retrieving dummy, floating line, and buoy ball. It may have a handle and/or a towline of up to 4' attached. (10% ± line length tolerance.)

**Courier Pouch****Courier and
Master levels**

A floating article approximately 6" by 6" and 1/2 to 1" thick that is carried in the dog's mouth. A 3" to 8" line may be attached to the pouch to assist the dog's grip. The pouch can be made by cutting a flat piece of Styrofoam to size, placing it inside a plastic zip-closure baggy, and covering the baggy with sturdy nylon pack cloth. You need two identical pouches. A quick release snap may be used for attaching to the harness.

**Fishing Net****Courier and
Master levels**

A commercial weight fishing net that is no smaller than 20' in length and 3' in depth to which sufficient commercial floats have been attached to maintain the top of the net at the water's surface. A 20' line with 5 to 10 commercial floats is attached to one end of the net and a handling line of at least 25' is attached to the opposite end, for a total length of at least 65'. (10% ± tolerance for all dimensions except that the total length must be a minimum of 65'. Appendix B). The float closest to the leading point of the net must be clearly marked differently than all the others – by either float colour or coloured striping. The net must hang freely.

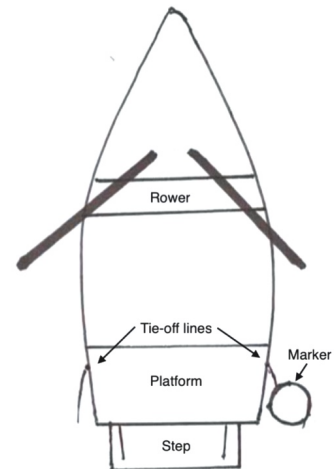
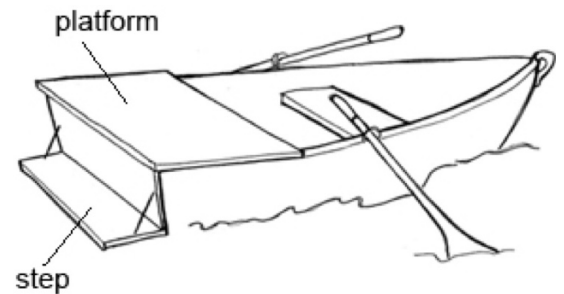


Row Boat

All levels

A non-motorized boat with oars that is USCG rated for a minimum of three persons. The boat shall have a flat platform attached to the boat, covered with non-skid material and large enough to support the dog and handler. The handler's boat shall also be equipped with a step operable by only the handler for use at the handler's discretion to aid the dog in boarding the boat from the water. The step will be of sufficient size to allow the dog to safely board the boat and will be covered on all sides with non-skid material. When not in use, the step will fold flat against the stern, shall not protrude beyond the overhang of the platform and be held securely out of the way.

Additionally, all boats used for Water Trials shall be equipped with tie-off lines on each side of the stern of the boats, located near the back edge of the platform, secured to the boat or side edge of the platform, for hooking up to the site markers. The location and length of the tie-off lines shall be such that once hooked to the site marker by the handler or steward, the marker will be held at the side of the boat and prevented from floating behind the stern of the boat. Depending on the location of the tie-off lines, the distance between the markers may need to be adjusted to maintain the required 50' distance between the boat sterns.



Site Markers*

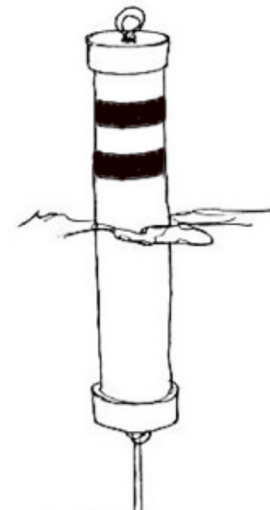
All levels

Markers must stick up out of the water a minimum of 12-18".

White 4" diameter PVC markers striped within 6" of the top of the marker with a minimum of one dark-coloured striped, at least 2" wide.

(See directions, Appendix C.)

** Boats and Markers will be provided by only the Host Club.*



Chapter 3 Summary of Exercises by Level

Exercise	Time Allowed
Junior Water Dog (JWD)	
1. Retrieve Dummy from Shore	1 minute
2. Board Boat and Ride with Handler	30 seconds + 30 seconds
3. Call Dog from Shore to Boat	2 minutes
4. Timed Swim with Handler	2 minutes
Apprentice Water Dog (AWD)	
1. Underwater Retrieve	1 minute
2. Retrieve Dummy from Shore	2 minutes
3. Dummy Carry, Boat Ride and Recall	30 seconds + 60' boat ride, 30 seconds
4. Retrieve Floating Line from Shore	2 minutes
5. Timed Swim With Handler	20 seconds + 2 minutes
Working Water Dog (WWD)	
1. Gear Bag Retrieve	1 minute
2. Retrieve Dummy from Boat	2 minutes
3. Retrieve Overboard Articles	3 minutes
4. Retrieve Dummy between Two Boats	1 minute
5. Blind Retrieve Of Floating Line from Boat	2 minutes
Working Water Dog Excellent (WWDX)	
Dog and Handler will qualify two more times at the Working Water Dog level at two different sites under two different Judges.	
Courier Water Dog (CWD)	
1. Courier Pouch Exchange	2 minutes
2. Blind Retrieve Of Floating Line: Boat to Shore	2 minutes
3. Directed Double Retrieve From Boat	3 minutes
4. Retrieve Fishing Net	3 minutes
5. Buoy Ball Placement	3 minutes
Courier Water Dog Excellent (CWDX)	
Dog and Handler will qualify two more times at the Courier Water Dog level at two different sites under two different Judges.	
Master Water dog	
See Master Water Dog section for a list of the Master Water Dog Exercises and Packages.	

Junior Water Dog Test Exercises

Objective: To provide an introduction to water work. To demonstrate the dog's readiness for and interest in water tasks and ability to perform basic skills necessary for title level work.

Overview: The Junior Water Dog level consists of four exercises: retrieve a dummy from shore, board a boat and ride with the Handler, call a dog from shore to boat and swim a measured distance with the Handler. Junior water dog Handlers are encouraged to use the club boat equipped with a step. Dogs competing at the Junior Water Dog level will be awarded a Junior Water Dog Certificate upon successful completion of all Junior Water Dog Exercises. The Junior Water Dog level is not a titling level. A dog may compete at the Junior Water Dog level at any time during its lifetime, however; if said dog holds any water titles, said dog is not eligible to enter the Junior Water Dog level at the National Specialty. A Junior Water Dog who has qualified as a JWD within 30 days of the National Specialty may compete again at this level as long as said dog is not otherwise titled.

1. Retrieve Dummy from Shore

Purpose: Demonstrates the dog's willingness to enter the water and ability to retrieve.

Equipment: Dummy

Time: 1 minute

Starting Position: SHORE; Dog may be held by the harness or collar until the Judge signals to send the dog.

Procedure: On the Judge's signal, the Handler will throw the dummy at least 25' from shore into the water. On the Judge's signal, the Handler sends the dog. The dog will enter the water and go to the dummy, pick it up and bring it to the Handler.

Notes: Delivery to hand is not required; however, the dog must cross the three foot line and drop the dummy close enough to the Handler so that he/she can recover the dummy from where he/she is standing behind the three foot line. Handler is not permitted to move more than one or two steps in any direction once the dog has left the water. The Handler's feet may move in place as he/she turns to receive the dummy.

2. Board Boat and Ride with Handler

Purpose: Demonstrates the dog's willingness to accompany and remain with the Handler on a moving boat.

Equipment: Boat with platform

Time: 30 seconds to board boat, then 30 seconds riding on boat platform

Starting Position: SHORE

Procedure: The boat is at least 10' to the right or left of the dog and Handler. A Steward, or Stewards, standing in the water will secure the boat, keeping it in water deep enough that it will float freely once the team has boarded. Another Steward will be seated in rowing position, but will not row. The oars may be shipped inside the boat to ensure a clear working area for the Steward(s) standing in the water. On the Judge's signal to begin, the team boards the

boat platform. At this point, timing of the boat ride begins. The Steward(s) standing in the water move(s) the boat while the dog remains under control on the platform until the boat returns to shore and the Judge declares, "Exercise finished."

3. Call Dog from Shore to Boat

Purpose: Demonstrates the dog's trust and willingness to come to his master whether it be on land or water.

Equipment: Boat with Platform

Time: 2 minutes

Starting Position: Dog on shore, Handler on the boat at the 60' marker

Procedure: The Handler will leave the dog behind the 3' line either with a Steward or by itself. The Steward may restrain the dog by its harness. The Handler will proceed on the platform of the boat out to the 60' marker. Upon the Judge's signal, the Handler calls the dog. The exercise is finished when the dog reaches the boat.

4. Timed Swim

Purpose: Demonstrates dog's swimming ability and endurance over a longer distance and Handler's control of the dog over a longer period of time.

Equipment: None

Time: 2 minutes, 1 minute timed swimming

Starting Position: SHORE

Procedure: On the Judge's signal, the dog and Handler enter the water together. Timing of the exercise begins when the Judge say, 'you may begin'. Once the dog reaches swimming depth, it must swim for 1 minute, after which the dog and Handler exit the water together. Timing of the exercise ends when the team crosses the 3' line. The Handler may walk or swim at any time during the exercise. If at any time during the swim the dog touches bottom or starts to walk the dog will be disqualified.

During the swim the team may go to the 60-foot marker, but not beyond the Water Test Area, which extends to 15 feet beyond the 60-foot marker. The Judge will signal when the 1 minute is up, at which time the team will return to shore.

Note: The dog must continue swimming within six feet of the Handler during the 1-minute swimming portion of this exercise. The dog must remain within close proximity (6') at all times including entering the water and when returning to shore and crossing the 3' line.

Apprentice Water Dog Test Exercises

Objective: To provide a disciplined approach to traditional water tasks that channels the Portuguese Water Dog's natural willingness and abilities to swim, retrieve, retrieve underwater and ride a boat.

Overview: The Apprentice Water Dog level consists of five exercises: retrieve underwater, retrieve a dummy from shore, carry a dummy to the boat and ride the boat, retrieve a floating line from shore, and swim a measured distance with the Handler. Handlers are encouraged to use the club boat equipped with a step.

1. Underwater Retrieve

- Purpose:** Demonstrates the dog's ability to retrieve and deliver an underwater object. In the process of retrieving the underwater object, the dog's full face must be submerged to include the eyes.
- Equipment:** There are three objects allowed. The bait bucket, Whiffle ball, and a three-handled fetch toy.
See Description and Illustration of Regulation Equipment and Appendix A.
- Time:** 1 minute from the time the object sinks
- Starting Position:** SHORE
- Procedure:** The Handler and dog enter the water to a depth of water that will allow the dog to complete the task as required. The dog must be at the Handler's side (either side), facing the same direction as the Handler. Dog and Handler will be parallel to shore. The area from the dog's head to the dog's shoulder shall be approximately in line with the Handler's hip. On the Judge's signal, the Handler will let go of the dog's harness (if they are holding it) and drops the object in the water at arm's length in front of the dog and parallel to shore. The object must sink immediately. As soon as the object sinks, and without further direction from the Judge, the Handler sends the dog and the dog retrieves the object and delivers it to hand above the surface of the water.
- Note:** The Handler may lead the dog into position by the collar or harness. The Handler may re-drop the object up to a total of two times within the time allowed if he/she believes the dog does not see it or for any other reason. The Handler may not touch the dog during a re-drop. The Judge must be notified of the intention to re-drop on each occasion. The Handler may point but may not put a hand in the water to assist the dog in locating the object. The Handler remains in place and does not move closer than arm's length to the object unless repositioning it. As soon as the dog brings the object above the water's surface, the Handler may step in as close as desired to the dog and object in order to take delivery of the object. If the dog paws the object ashore, the object is repositioned in the required depth of water in order for the dog to submerge its full face, including eyes, with no additional time allowed. The dog must remain in the water during this exercise until the object is delivered. If the dog leaves the water and crosses the three-foot line with or without the object, the dog fails the exercise.

2. Retrieve Dummy from Shore

- Purpose:** Demonstrates the dog's ability to retrieve and deliver to hand
- Equipment:** Retrieving dummy.
- Time:** 2 minutes
- Starting Position:** SHORE
- Procedure:** On the Judge's signal, the Handler or Steward will throw the dummy approximately 60' into the water. The Handler must stop holding or touching the dog before the dummy is thrown. On signal from the Judge, the Handler will send the dog. The dog will enter the water, retrieve the dummy, and bring it to the Handler. The dog will cross the three foot line with all four paws before delivering the dummy to the Handler on shore.
- Note:** The same dummy is used for both, this exercise and the Dummy Carry, Boat Ride and Recall to Shore exercise.)

3. Dummy Carry, Boat Ride and Recall to Shore

- Purpose:** Demonstrates the dog's willingness to carry an article on land and bring it to the boat, ability to remain under control on a moving boat until called to shore, and ability to exit the boat under control.
- Equipment:** Dummy
Boat with platform
- Time:** 30 seconds to carry the dummy, deliver it to Handler and board boat; 60' boat ride; 30 seconds to leave the boat and return to Handler.
- Starting Position:** Handler with dummy is standing on land 25' away from the boat (parallel or perpendicular to the shoreline) and facing the boat. Dog is at the Handler's side or otherwise under control.
- Procedure:** Steward will secure the boat keeping it in water deep enough that it will float freely once the team has boarded. On the Judges signal the Handler places the dummy in the dog's mouth, without touching the dog. The dog holds the dummy while the team moves together to the stern of the boat, where (without further direction from the Judge) the dog delivers the dummy to the Handler. The dummy must be delivered to hand either on the ground near the stern, or on the platform. The Handler passes the dummy to the Steward. Depending on the point of delivery, the team or the Handler boards the boat. The boat ride begins as soon as the team is in position. (The team is in position when the Handler is seated on the platform and the dog is under control on the platform.) The dog must remain under control on the platform while the Steward rows the boat approximately 60 feet out from the three-foot line. Dog remains on the platform while the boat returns close to shore but still in floating water. A Steward may intercept the boat before it runs aground. The Judge will signal the end of the boat ride.
- The Handler then instructs the dog to remain on the platform while he/she exits the boat and goes to shore. When the Handler is standing behind the three-foot line, the Judge will signal her/him to call the dog. Timing of the

recall begins when the Handler calls the dog. The exercise ends when the dog crosses the three-foot line and returns to the Handler under control.

Note: The same dummy is used for this exercise and the Retrieve Dummy for Shore exercise.

During the first part of this exercise, which ends when the dummy is delivered, or when time runs out, the dog may board the boat platform but may not enter the boat. Once the second part (boat ride) begins, as outlined in the exercise, the dog must remain on the platform.

4. Retrieve Floating Line from Shore

Purpose: Demonstrates the dog's willingness to retrieve an article that has been placed by someone other than the Handler and deliver it to hand.

Equipment: 10' floating line, boat

Time: 2 minutes

Starting Position: SHORE

Procedure: On the Judge's signal the Steward, with floating line, will row across the test site approximately 60' from shore and parallel to the 60' markers and place the floating line in the water on the shore side of the boat. The Steward splashes the line several times to attract the dog's attention, but will not call out to the dog. When the floating line is in place, the Judge will ask "are you ready?" The Handler may respond when he/she thinks the position of the boat and the line are the most advantageous for a successful retrieve of the floating line. When the Handler gives an affirmative response, he/she must release the dog. Upon hearing the response, the Judge will tell the Handler "you may begin" at which time the Handler must send the dog. The dog retrieves the line and (without further direction from the Judge) will cross the 3-foot line with all four paws before delivering the float line to the Handler.

Notes: The Judge will not ask the Handler if he or she is ready before signaling the Steward to place the line. The dog does not have to bring the entire line out of the water, but must cross the three-foot line with all four paws to make the delivery. The floating line is placed rather than tossed in the water.

5. Timed Swim with Handler

- Purpose:** Demonstrates the dog's swimming endurance, and ability to move with the Handler in a controlled manner over time and distance, and knowledge of basic commands.
- Equipment:** None
- Time:** 20 seconds for recall + 2 minutes for the swim
- Starting Position:** SHORE
- Procedure:** The team will position themselves on shore facing the water, behind the 3-foot line. On the Judge's signal the Handler will leave the dog on shore and, facing away from the dog, go out to a depth of water where the Handler reasonably expects that the dog will be able to swim. The Handler will then turn to face the dog and, on the Judge's signal, will call the dog. The dog must begin swimming within 20 seconds after the Handler's command. Timing of the exercise starts when the dog starts swimming. The Handler may walk or swim at any time during the exercise. If at any time during the exercise the dog touches bottom or starts to walk the dog will be disqualified.
- During the 2-minute swim, the team may go to the 60-foot marker, but not beyond the Water Test Area, (area which extends 15 feet beyond the 60-foot marker).
- Note:** The dog must continue swimming within 6' of the Handler during the 2-minute swimming portion of this exercise. The dog must remain within close proximity (6') at all times including when returning to shore and crossing the 3' line.

Working Water Dog Test Exercises

Objective: To demonstrate teamwork in performing a variety of useful retrieving tasks.

Overview: The Working Water Dog level consists of five retrieving exercises: a gear bag on land, a dummy from the boat, three overboard articles, a dummy thrown between two boats, and a blind floating line retrieve from the boat.

Note: The Handler's boat is anchored or steadied at one of the 60' site markers on the shore side of the marker for all of the boat exercises at this level. How the boat is held at the marker will be determined by the Judge based on conditions. Mooring buoy, one or two anchors, rowing by Steward or other means may be used.

Note: If the dog "leaves the water" during the completion of any of the following exercises: #2 – Retrieve Dummy From Boat, #3 – Retrieve Overboard Articles, #4 – Retrieve Dummy Between Two Boats, or #5 – Blind Retrieve Of Floating Line From Boat, it shall fail that exercise.

1. Gear Bag Retrieve

- Purpose:** Demonstrates the dog's usefulness as a contributing crewmember and ability to retrieve a weighted bag on command.
- Equipment:** A bag containing gear for the Working Water Dog exercises (retrieving dummy, floating line and buoy ball)
Boat with platform
- Time:** 1 minute
- Starting Position:** OTHER: Handler and dog are at the three foot line near stern of boat beached at shoreline within test area; team is facing away from the water toward a spot which has been designated as the pick up point for the gear bag.
- Procedure:** On the Judge's signal the Steward will, in full view of the Handler, quietly place the gear bag on land 25' feet away from the team, and move out of the immediate area. On the Judge's signal, the Handler will send the dog to retrieve the gear bag. The dog may pull or carry the bag, but must deliver it to the Handler. The exercise ends with the delivery of the gear bag. At the conclusion of the exercise, the dog and Handler board the boat and the Handler brings the gear bag on board.
- Note:** In this exercise, "anticipation" means the dog leaves the Handler's side before being sent.

2. Retrieve Dummy from Boat

- Purpose:** Demonstrate the dog's willingness to Jump from the boat on command, retrieve and deliver to the Handler on board.
- Equipment:** Retrieving dummy
Boat with platform
- Time:** 2 minutes
- Starting Position:** BOAT

Procedure: On the Judge's signal, the Handler throws the dummy into the water approximately 50' from the stern of the boat and as parallel to shore as possible. At a signal from the Judge, the Handler sends the dog, who retrieves the dummy and delivers it to the Handler. The Handler will clearly take delivery of the dummy to signal completion to the Judge.

3. Retrieve Overboard Articles

Purpose: Demonstrates the dog's willingness to make multiple retrieves before re-boarding the boat, deliver articles while swimming, and the ability to retrieve an object below the water's surface from a swimming position.

Equipment: Retrieving dummy
Float line
Buoy ball (all three articles may be placed in gear bag)
Boat with platform

Time: 3 minutes

Starting Position: BOAT

Procedure: The oars may be shipped inside the boat to insure a clear working area for the dog. On the Judge's signal, the Handler will empty the gear bag of articles OR toss the three articles into the water alongside and towards the rear of the boat on the shore side. The articles should be about 3' away from the boat. On the Judge's signal, the Handler will send the dog to retrieve one article at a time and deliver it to the Handler. Completion of the exercise is when the Judge observes that the Handler has clearly taken delivery of the third article.

Note: The dog remains in the water until all three articles are delivered. In the event of extreme wind or current conditions, and at the Judge's discretion, the boat may be unmoored and allowed to drift with the articles. The Steward is also permitted to manipulate the boat to enable the Handler to face the dog. If articles become tangled, the Handler may accept one article delivered to hand, but must re-drop the other article.

Note: If articles become trapped under the boat, the Judge may direct the Handler or the Steward to reposition them approximately 3' away from the boat.

4. Retrieve Dummy between Two Boats

Purpose: Demonstrates Handler's control and the dog's ability to work with the Handler at a distance.

Equipment: Retrieving dummy (in the Handler's boat)
Two boats with platforms

Time: 1 minute

Starting Position: BOAT

Procedure: The Steward rows out to the Handler's boat and the dog boards the platform of the Steward's boat. The boat Steward will row the boat to the opposite 60' marker with the stern facing the Handler's boat. Both boats will be held in a line parallel to shore with their sterns at least 50' apart. On the judge's signal, the Handler throws the dummy into the water approximately halfway

between the two boats and away from shore, so that the dummy lands at least 35' from the stern of each boat. (Visual: the two boats and the dummy together should form a triangular pattern similar to 1/2 of the Courier Double Directed Retrieve exercise.) On a signal from the judge, the Handler directs the dog to jump into the water and retrieve the dummy, which the dog delivers to the Handler.

Note: The boat Steward is not permitted to touch or direct the dog by hand or by voice before, while or after the dog boards his/her boat. Once the Steward begins rowing away from the Handler's boat the dog may not leave the Steward's boat until it is sent to retrieve the dummy. There is no Steward sitting beside the dog on the platform of the Steward's boat; Steward is in rowing position.

At the beginning of this exercise, the floating line is given to the Steward and left in the Steward's boat for exercise #5. At the conclusion of the Retrieve Between Two Boats, as the dog is boarding the Handler's boat, the Steward quietly places the floating line in the water on the far side of his/her boat, approximately 50' from the stern of the Handler's boat and no closer than 15' to the nearest marker. The Steward then rows out of the area.

Note After the dog has boarded the Handler's boat, the Handler must keep the dog from watching the Steward place the floating line for exercise #5 until the Steward has rowed out of the area. The dog should be positioned facing away from the Steward's boat. The Handler is permitted to touch the dog to prevent it from looking at the Steward's boat.

5. Blind Retrieve of Floating Line from Boat

Purpose: Demonstrates the dog's ability and trust of Handler in going for a retrieve that is indicated by Handler's direction.

Equipment: Floating line (previously placed in water by Steward)
Boat with platform

Time: 2 minutes

Starting Position: BOAT

Procedure: (Steward has already placed the floating line in water 50' from Handler's boat during conclusion of the last exercise.) Handler and dog are given time to visually locate the floating line. On the Judge's signal, the Handler will send the dog to retrieve the floating line. Dog retrieves the line and delivers it to the Handler.

Working Water Dog Excellent Title

To attain the Working Water Dog Excellent title, dog and Handler must qualify two more times at the Working Water Dog level. At least one of the three qualifying performances must be at a different site than the other two, and at least one of the three qualifying performances must be under a different Judge than the other two (minimum of 2 different sites and 2 different Judges). It is not necessary that the dog be handled by the same person in all three qualifying trials. Working Water Dog Excellent is an optional title. Only the Working Water Dog title is required for a dog to advance to the Courier Water Dog level.

Courier Water Dog Test Exercises

Objective: To demonstrate the dog's proficiency in performing useful tasks which reflect the breed's historical value as an accomplished courier and contributing crewmember.

Overview: The Courier Water Dog level consists of five exercises: a courier pouch exchange from boat to boat, a blind retrieve of a floating line located on shore, a directed double retrieve, retrieve of a fishing net from a second boat and placement of a buoy ball.

Note: If the dog "leaves the water" during any of the following exercises:

#1 – Courier Pouch Exchange, #3 – Directed Double Retrieve From Boat, #4 – Retrieve Fishing Net, or #5 – Buoy Ball Placement, it shall fail that exercise.

Notes: Boat Positions: Stern of Handler's boat is anchored or steadied at one of the 60' site markers on the shore side of the marker for all of the exercises. In the first four exercises at this level, the Steward's boat is held with its stern at the opposite 60' site marker from the Handler's boat. Both boats are positioned as nearly parallel to shore as possible, and a minimum distance of 50' is maintained between their sterns during the exercises. How the boat will be held at the marker will be determined by the Judge based on conditions. This might be mooring buoy, one or two anchors, use of oars by Steward or other means. Boats may be positioned farther than 60' from shore if water is insufficiently deep at the site markers to accommodate fishing net without drag.

Division of Equipment: one courier pouch, two identical retrieving dummies and the fishing net go in Steward's boat; floating line is left with Judge's Steward; one courier pouch and the buoy ball go in Handler's boat.

1. Courier Pouch Exchange

- Purpose:** Demonstrates the dog's willingness to go to others on command and cooperate with crewmembers.
- Equipment:** Two courier pouches, a second Steward's boat. One pouch is in Handler's boat and one is in Steward's boat.
- Time:** 2 minutes
- Starting Position:** BOAT
- Procedure:** On the Judge's signal, Handler commands dog to jump into the water and directs the dog to take the courier pouch in its mouth OR dog may be given the pouch and then commanded to jump into the water. Pouch may also be attached to the harness but must be attached to the harness before the dog enters the water. Dog delivers pouch to Steward in second boat. After receiving the first pouch, the Steward directs the dog to take or attaches the second courier pouch; the dog returns to Handler and delivers the pouch.
- Note:** Steward may show the pouch to the dog when the dog is about halfway from the Steward's boat. Steward may call or speak to the dog at that time. Neither the Handler nor the Steward may throw the pouch into the water and command the dog to take it.

2. Blind Retrieve of Floating Line: Shore to Boat

Purpose:	Demonstrates the dog's willingness to leave the water and go to shore on command, and ability to follow Handler's directions in locating an object whose placement the dog did not see and which is not highly visible.
Equipment:	Floating line (left with Judge's Steward upon team's entry into the water test area).
Time:	2 minutes
Starting Position:	BOAT
Procedure:	During the previous exercise, Judge's Steward places the floating line on shore in the test area, 1 to 2' over the three-foot line on the land side, parallel to the water. The floating line may be stretched out or placed in a pile at the Judge's discretion. The Handler is given time to visually locate the floating line. On the Judge's signal, the Handler sends the dog into the water and directs the dog towards shore to find and retrieve the floating line. Once the dog enters the water with the float line, the dog must return to the Handler and deliver the float line without leaving the water again. "Entering the water" and "leaving the water" means all four feet to cross the 3-foot line.
Note:	The Steward is inactive during this exercise. All persons including the Judge must remain at least 25' away from the floating line. The dog is permitted to cross the three-foot line in the process of retrieving the floating line so long as the dog is working.

3. Directed Double Retrieve from Boat

Purpose:	Demonstrates the dog's ability to take direction and retrieve two placed articles.
Equipment:	Two identical retrieving dummies A second Steward's boat. Both dummies are in Steward's boat
Time:	3 minutes
Starting Position:	BOAT
Procedure:	Steward's boat is at the opposite 60' marker from Handler's boat. On the Judge's signal, the Steward will throw whichever dummy he/she wants to first, with one thrown approximately halfway between the boats and diagonally to the right of the Handler's boat and the other approximately halfway between the boats and diagonally to the left of the Handler's boat. The dummies should fall approximately 50' apart and midway between the two boats. (Visual: the two boats and the two dummies together should form a diamond pattern.) On the Judge's signal, the Handler sends the dog to retrieve the first dummy. When the dog delivers it to the Handler, he/she sends the dog to retrieve the second dummy and the dog delivers it to the Handler. Completion of the exercise is when the Judge observes that the Handler has clearly taken delivery of the second dummy.

Note: Either Steward in the Steward's boat may throw the dummy. The Handler may direct the dog to the correct dummy at any time before or after it enters the water. The dog may not touch the wrong dummy. The dog remains in the water until both retrieves are completed. Only the order of the retrieval will be set at the Judges briefing. Should drastic climatic changes occur between the participants, the Judge reserves the right to change the order of the retrieve. If a throw is determined to be inadequate, the dummies will be retrieved and re-thrown.

4. Retrieve Fishing Net

Purpose: Demonstrates the dog's training and strength in working with the crew to simulate a historical task of the breed.

Equipment: Fishing net
A second boat for the Steward
Fishing net is in Steward's boat

Time: 3 minutes

Starting Position: BOAT

Procedure: Steward, with fishing net, is in the second boat which is at the opposite 60' marker from the Handler's boat.

On the Judge's signal, the Handler sends the dog to the Steward's boat to retrieve the fishing net.

When the dog reaches the Steward's boat, the Steward directs the dog to take the floating line end of the fishing net in its mouth.

The dog returns to the Handler's boat and delivers the net. When the exercise is finished, Handler drops the end of the line back into the water and the Steward retracts the fishing net line.

Notes: The Steward may not physically signal or speak to the dog before reaching the half way mark. Two to three feet of the floating line end of the fishing net may hang over the stern of the Steward's boat and be visible to the dog as the dog approaches.

5. Buoy Ball Placement

Purpose: Demonstrates the dog's ability to perform a "reverse retrieve," ability to follow multiple directions in succession, and willingness to relinquish an object on command at a distance from the Handler.

Equipment: Buoy ball

Time: 3 minutes

Starting Position: BOAT

Procedure: On the Judge's signal, the Handler directs the dog to enter the water and take the rope of the buoy ball in its mouth. The Handler sends the dog to a point approximately 10 to 15' beyond the opposite 60' marker. The Judge will indicate when the dog is far enough past the marker. The Handler will then command the dog to drop the buoy ball, and the dog returns to the Handler.

Notes:

The buoy ball may either be thrown into the water for the dog to pick up or handed to the dog, but not before the dog enters the water. If the buoy ball is thrown, it must be in the immediate vicinity of the boat, and no more than 10 feet away. Once the dog has taken the rope in his mouth, or the ball has been thrown into the water, the Handler cannot touch the buoy ball again. The buoy ball rope must be dropped from the dog's mouth approximately 10 to 15' beyond the marker. The dog may drop the buoy ball at a distance greater than 10 to 15' beyond the marker (e.g., 20'). If the buoy ball rope catches around the dog's neck or harness the dog must be directed to swim free of the rope so that the buoy ball is left beyond the 60' marker. (If the buoy ball has been dragged back toward the marker due to a caught rope, the dog need not swim the ball back to the original drop location. In this case, the only requirement is that the buoy ball be left beyond the marker.) In the event that a dog 1) has passed all the other Courier Water Dog exercises and 2) has made an effort to free itself from a tangled buoy ball rope but cannot do so in the allotted time for this exercise, the team may elect to be retested on this exercise one time after an opportunity to rest. The buoy ball drop must be in a line fairly straight out from the Handler (not more than 10' to the left or right of the site marker). The Steward is inactive and Steward's boat must leave the area for this exercise.

Courier Water Dog Excellent Title

Dog and Handler must qualify two more times at the Courier Water Dog level. At least one of the three qualifying performances must be at a different site than the other two, and at least one of the three qualifying performances must be under a different Judge than the other two. (Minimum of 2 different sites and 2 different Judges.) It is not necessary that the dog be handled by the same person in all three qualifying trials.

Master Water Dog

The Master Water Dog program is for dogs that have earned their Courier Water Dog Excellent title. This level is designed to demonstrate the ability of these dogs to perform advanced levels of water trial exercises with short notice, discriminate among different articles, and work at a distance from the Handler with direction. Dogs are required to successfully perform the variety of exercises multiple times and at varying locations. The Master Water Dog class will be run after Courier unless otherwise noted in the premium list.

On the first day of the water trial, during the Master Water Dog briefing, the Judge will flip a coin to determine which of the packages that will be performed by all the teams entered that day. If there is a second day trial, the package that wasn't performed on the previous day, will be performed. For trials that have more than two days of trials, a coin will be flipped on the third day and the package not performed on the third day, will be performed on the fourth day. Each team will be allowed a 3-minute warm-up period in the test area just prior to being Judged.

Each package consists of five exercises. Only the packages provided in this manual may be used. The exercises in the package will be performed as required in the current Water Trial Manual except that the dog is expected to be under voice control and should not be physically controlled between exercises. Dogs are required to jump from the platform of the boat within 20 seconds in all exercises, once instructed to do so. Those 20 seconds are included in the total time listed for each exercise.

Teams passing all five exercises in the Master Water Dog package on the same day will earn a qualifying leg towards the Master Water Dog Title. In order to earn the title of Master Water Dog, a dog must successfully earn 5 qualifying legs towards Master Water Dog, under at least 2 Judges and at 2 different water trial sites.

Once the dog has earned Master Water Dog, it may continue to test at the Master Water Dog level. For each additional set of 5 qualifying legs, under at least 2 Judges and at 2 different sites, the dog will earn another title. The dog will be allowed to use a number, indicating how many times the dog has achieved the title (for example, the progression would be MWD, MWD2, MWD3, etc.).

Master Water Dog Test Exercises

Objective:

To demonstrate the dog's versatility and proficiency in performing advanced level tasks which reflect the breed's historical value as an accomplished courier and contributing crew member. Dogs at this level are expected to be able to discriminate between objects, consistently take direction at a distance, and combine tasks previously performed alone, requiring increased levels of stamina. Dogs are expected to work with, and at the direction of, other members of the water community.

Overview:

The Master Water Dog level consists of two (2) packages. Each package is made up of the same 5 exercises, although each package contains variations of the exercise in both direction and equipment.

Description of Exercises:

1. Double Directed Retrieve Between Two Boats

Purpose:	Demonstrates the dog's willingness to board a boat without the assistance of its Handler or Substitute Steward, remain on the boat until sent and take direction from a distance to retrieve multiple articles.
Equipment	Two retrieving dummies (on Handler's boat) A Handler's boat and second Steward's boat
Time	20 seconds to board the boat; 2 minutes for the double-directed retrieve
Starting Position	Other: Handler and dog are at the stern of the Handler boat, which is free-floating at the shoreline within the test area. The secondary boat is also free-floating. The boats are positioned stern-to-shore.
Procedure	Boats shall be approximately 20' apart. Both boats shall be free floating so that when the dog and Handler board their respective boats, the boats shall remain free-floating. If conditions warrant (and at the Judge's discretion), the land Steward and/or another club-supplied Steward may steady the boats to keep them free-floating. The Substitute Steward is not to be used for this exercise. Upon the Judge's signal to begin, the Handler will direct the dog to board the platform of the Steward's boat (with only a boat Steward rower, no Substitute Steward). Handler shall remain at the stern of the Handler boat. Once the dog has boarded the Steward boat, the Handler will board the Handler boat and both boats will row to their respective markers. The Handler boat shall hook up to the marker before proceeding. On the Judge's direction, Handler will throw two dummies, 50 feet apart from each other and at least 25' from the stern of each boat (in the "diamond" pattern set forth in the Courier Water Dog Double-Directed Retrieve exercise). The package will determine which dummy (lake side or shore side) is thrown first. The order of the dummy retrieval shall be determined at the Judge's briefing. On the Judge's signal, the Handler sends the dog. When the dog delivers the first retrieved dummy to the Handler, he/she sends the dog to retrieve the second dummy and the dog delivers it to the Handler.
Note	If the dog boards the Handler boat instead of the Steward boat, it shall fail the exercise. If the dog leaves the platform after the exercise has begun, and any time prior to being sent to retrieve the dummies, the dog shall fail.
Note	The Handler may direct the dog to the correct dummy at any time before or after it enters the water. The dog may not touch the wrong dummy. The dog remains in the water until both retrieves are completed. Should drastic climatic changes occur between the participants, the Judge may change the order of the retrieve. If a throw is determined to be inadequate (too close to the stern of either boat or less than 35' apart), the dummies will be retrieved and re-thrown from the Handler's boat.
Note	After the dog has jumped off of the Steward boat, the boat shall return to shore, just outside of the ring.

Note While the dog is returning to the Handler boat with the second dummy, the Land Steward shall place the articles on land for the next exercise.

Package A: Lake side thrown first.

Package B: Shore side thrown first.

2. Shore Retrieve with Discrimination

Purpose Demonstrates the dog's willingness to leave the water and go to shore on command and ability to follow Handler's directions in locating the correct object, whose placement the dog did not see.

Equipment Boat
Gear bag with buoy ball inside (Package A) or with fender inside (Package B)
Float Line

Time 2 minutes

Starting Position BOAT

Procedure During the first exercise, the land Steward places the two articles on shore in the test area. The articles shall be placed approximately 6 feet apart. The articles will be placed at the same distance behind the 3' line at the Judge's discretion, a minimum 3' behind and not more than 25' behind the 3' line. The articles will be parallel to the 3' line. The floating line must be placed in a pile. The Handler is given time to visually locate the articles. On the Judge's signal, the Handler sends the dog to shore to retrieve the designated article. The article to be retrieved shall be determined by the package. Once the dog enters the water with the correct article, the dog must return to the Handler and deliver it without leaving the water again. The dog may pick up the wrong article but may not enter the water with the wrong article.

Note The Judge will determine how far behind the 3' line the articles will be placed. All persons (excluding the Judge who will position him/herself in the safest manner based on the test area configuration) must remain approximately 25' away from the articles. The dog is permitted to cross the 3' line in the process of retrieving the article so long as the dog is working.

Note Once the dog is halfway back to the Handler boat, the Substitute Steward shall board the Steward boat and head out to the marker to hook up. The Substitute Steward boat need not wait for the dog to return to the Handler boat before rowing out to the appropriate marker. The second article will be left on shore for the 3-way Exchange exercise and as an added distraction for the net retrieve exercise.

Package A: Gear Bag with Buoy Ball inside & Float Line. Gear bag will be retrieved.

Package B: Gear Bag with Fender inside & Float Line. Float line will be retrieved.

3. Net Retrieve with Distraction

Purpose	Demonstrates the dog's training and strength in working with the crew to simulate a historical task of the breed while maintaining focus of completing a task when there is added distraction.
Equipment	Fishing net (on Steward's boat), Dummy (on Handler boat), 2 boats with platforms
Time	3 minutes
Starting	Position BOAT
Procedure	<p>Steward, with the fishing net, is on the second boat at the opposite marker from the Handler's boat. On the Judge's signal, the dog will be sent to retrieve the fishing net. When the dog reaches the Steward's boat, the Steward directs the dog to take the floating line end of the fishing net in its mouth. When the dog has turned and is facing in the direction of the Handler, the Handler will toss the dummy as a distraction. The dummy will be tossed in a triangular pattern, approximately halfway between the two boats so that the dummy lands at least 25' from the stern of each boat either towards shore or away from shore (as determined by the Judge during the briefing). The dog will continue to deliver the fishing net to the Handler.</p> <p>Once the Handler has taken delivery of the fishing net, the Handler drops the end of the line back into the water and the Steward immediately retracts the fishing net line. The dog will be directed to retrieve the dummy. The dog will remain in the water until the dummy has been delivered to hand.</p>
Note	The net shall be on the platform of the Steward's boat at the start of the exercise (it may be contained in a basket or similar container). Once the net has been placed on the platform, the Steward may not touch the net until the dog has reached the halfway mark, at which point the Steward may move the floating line end into position for the dog to take delivery. The Substitute Steward may not physically signal or talk to the dog before it reaches the halfway mark.
Note	The dummy must be tossed after the dog has taken the net in its mouth and is facing the Handler, but before the dog has reached the halfway mark back to the Handler boat with the net, so that the dog can see the dummy land in the water. If the Handler fails to toss the dummy before the dog reaches the halfway point, it will be an automatic failure. The dummy may not be thrown by the rowing Steward in this exercise.
Note	If the dog releases the floating line end of the net, the Substitute Steward may reel the net in part way to prevent the dog from getting tangled in the underwater net. The Substitute Steward may not hand the net to the dog again. If the dog touches the dummy before the net is delivered to the Handler, it shall be an automatic failure and the Substitute Steward shall reel the net back into the boat/container and the exercise may not continue.
Note	If the dog goes to shore at any time during this exercise, it shall fail the exercise.

4. 3-way Equipment Exchange

Purpose	Demonstrates the dog's willingness to follow commands to make multiple deliveries to multiple locations.
Equipment	1 courier pouch Gear Bag with fender inside (Package B) - left on shore from exercise 2 Float Line (Package A) - left on shore from exercise 2 2 boats
Time	3 minutes
Starting Position	BOAT
Procedure	Starting position will have the dog and Handler on the Handler boat, hooked up to one marker. Substitute Steward is on Steward boat, hooked up to the opposite marker.
Package A:	On the Judge's signal, Handler commands dog to jump into the water and then gives the dog the pouch to take to the Steward's boat. The Substitute Steward will take the pouch from the dog and may direct the dog to shore (with nothing). The Handler will direct the dog to take the article left on shore from the Shore Retrieve with Discrimination exercise (float line). The exercise is complete when the Handler takes delivery of the float line. Once the dog enters the water with the correct article, the dog must return to the Handler and deliver it without leaving the water again.
Package B:	On the Judge's signal, Handler commands dog to jump into the water and directs the dog to go to shore (without a pouch). The Handler will direct the dog to take the article left on shore from the Shore Retrieve with Discrimination exercise (gear bag with fender inside) and deliver it to hand to the Substitute Steward. Once the dog enters the water with the correct article, the dog must deliver it to the Substitute Steward without leaving the water again. The Substitute Steward will take the gear bag from the dog and give a pouch to the dog and may direct the dog to return to the Handler. The dog will return to the Handler's boat and deliver the pouch to hand. The exercise is complete when the Handler takes delivery of the pouch.
Note	The dog is required to carry the pouch in its mouth. It may not be attached to the dog's harness, and it may not be handed to the dog until the dog is in the water. The Substitute Steward will not talk to the dog until it is halfway to the Substitute Steward's boat, and only during the portion of the exercise that the dog is required to go to the Substitute Steward's boat (for example, if the dog is headed to the Substitute Steward's boat and is supposed to be going to shore, the Substitute Steward may not give the dog direction). The Handler may speak to the dog at any time.
Note	As the dog is boarding the Handler's boat at the conclusion of the exercise, the Substitute Steward boat will row to 25' from the Handler's boat and turn the bow towards shore. The Substitute Steward will quietly slide the overboard article for Exercise 5 in the water off the side of the boat, opposite of the Handler boat. The article should be approximately 25' from the stern of the Handler's boat (in the middle of the ring). The Steward boat then rows to shore.

Note After the dog has boarded the Handler's boat, the Handler must keep the dog from watching the Substitute Steward place the overboard article for exercise #5. The dog should be positioned facing away from the Steward's boat. The Handler is permitted to touch the dog to prevent it from looking at the Steward's boat until the article is in the water.

Note The Substitute Steward's boat rows directly to shore so that it beaches within the land ring. The Judge shall determine whether the boat should face stern or bow to shore or sideways to shore. The Substitute Steward and rower shall remain with the boat until the next exercise is complete.

5. Overboard Blind Retrieve Followed By Article Placement

Purpose Demonstrates the dog's stamina and willingness to retrieve an overboard object from another boat, immediately followed by an article placement. Shows the dog's ability to follow multiple directions in succession and willingness to relinquish an object on command at a distance from the Handler.

Equipment 2 Boats
Gear Bag with Fender inside (Package B)
Fender only (Package A)
Buoy Ball (Packages A and B)

Time 3 minutes

Starting Position BOAT

Procedure When the dog is being boarded onto the Handler boat following the previous exercise, the Substitute Steward boat will row within 25' of the Handler's boat and turn the bow towards shore. The Substitute Steward will slide the overboard article quietly into the water, off the side of the boat away from the dog, such that the dog cannot see or hear the placement approximately 25' from the stern of the Handler's boat. The article shall not be thrown or splashed into the water. The Substitute Steward's boat shall then row to shore so that it beaches inside of the ring. Substitute Steward and rower shall remain with the boat until the exercise is complete. The Judge shall determine the approximate placement based on wind and current condition and may change the location if conditions warrant.

Handler and dog are given time to visually locate the overboard article. On the Judge's signal, Handler will send dog to begin the exercise. The Judge need not wait for the boat to reach shore before the exercise may begin.

The dog must retrieve the overboard article and after delivery to hand, the Handler will hand the dog the buoy ball and proceed with the exercise, as in the Courier level Buoy Ball Placement exercise. The dog remains in the water until the exercise is complete.

Package A: Fender shall be placed overboard.

Package B: Gear Bag (with Fender inside) shall be placed overboard.

Master Water Dog Packages

	Exercise	Time
A.	1. Double Directed Retrieve Between 2 Boats <i>(Lake - side dummy thrown first)</i>	20 seconds + 2 minutes
	2. Shore Retrieve with Discrimination <i>(Gear bag with buoy ball inside and float line on shore; gear bag is retrieved)</i>	2 minutes
	3. Net Retrieve with Dummy Distraction	3 minutes
	4. 3-Way Exchange <i>(Boat to Steward's boat with pouch, to shore with nothing, to Handler with float line)</i>	3 minutes
	5. Overboard Article Retrieve and Placement <i>(Fender retrieved, buoy ball placed)</i>	3 minutes
B.	1. Double Directed Retrieve Between 2 Boats <i>(Shore-side dummy thrown first)</i>	20 seconds + 2 minutes
	2. Shore Retrieve with Discrimination <i>(Gear bag with fender and float line on shore; float line is retrieved)</i>	2 minutes
	3. Net Retrieve with Dummy Distraction	3 minutes
	4. 3-Way Pouch Exchange <i>(Boat to shore with nothing, to Steward's boat with gear bag, to Handler with pouch)</i>	3 minutes
	5. Overboard Article Retrieve and Placement <i>(Gear bag with fender inside retrieved, buoy ball placed)</i>	3 minutes

Chapter 4 Administrative Guidelines

Declaration of Authority

The Portuguese Water Dog Club Of Canada (PWDCC) will be the only organization to recognize and sanction Portuguese Water Dog water trials in Canada. The PWDCC shall be empowered to certify as a Junior Water Dog, or award the title of Apprentice Water Dog, Working Water Dog, Working Water Dog Excellent, Courier Water Dog, Courier Water Dog Excellent and Master Water Dog to any purebred Portuguese Water Dog individually registered with the CKC or individually registered with a foreign registry organization recognized by the CKC or any Portuguese Water Dog with CKC PAL/ILP (purebred alternate listing/indefinite listing privilege) number who passes the relevant test exercises set forth in this water trial manual. Whenever a difference of interpretation of an exercise occurs, the PWDCC Water Trial Committee shall by majority vote decide an interpretation that will be binding on all Judges, exhibitors, etc. This interpretation shall be immediately disseminated to the PWDCC Board, all Water Trial Judges, and local clubs, the latter of whom shall be responsible for posting it in any Premium lists (or if Premium lists have already gone out, in the Judging Program) that is required to be sent to those entered in upcoming trials by that club. Clarifications are to be sent in writing, and included in the Courier as they arise. The PWDCC Board of Directors shall be the final authority regarding disciplinary matters and protests arising in connection with any PWDCC sanctioned water trial.

Reciprocal Water Trial Program and Title Recognition with the Portuguese Water Dog Club of Canada

PWDCC Trials will be modelled exactly as the PWDCC Water Trials. The PWDCC Water Trial Manual will be used, however, all PWDCC notations and footers will be removed and PWDCC notations and footers will be added. The manual will otherwise remain the same. PWDCC approved Judges will be used, titles earned would be reciprocal between the two clubs.

Any incidents of dog aggression occurring at a PWDCC water trial will be investigated per the rules set forth in the Water Trial Manual and any decisions resulting in suspension, banning or special circumstances surrounding the offending dog will be immediately forwarded to the PWDCC Water Trial Chairperson. The PWDCC WT Committee will notify the PWDCC WT Committee Chairperson of any dog that is not in good standing in the U.S. as well. Both clubs have the option of refusing entry to any dog found to be aggressive regardless of the decision made by the other club.

Duties Of The PWDCC

The PWDCC Water Trial Committee ("PWDCC Committee") shall review and rule on the acceptability of all applications to host a sanctioned water trial, shall maintain a record of all sanctioned water trials, shall maintain the Judge's worksheets for each such trial as forwarded to the PWDCC Committee by the water trial host, shall maintain a record of all certified and titled dogs, shall provide to the owner(s) of each such dog certificate(s) reflecting the certification or a title earned by the dog and shall publish attainment of such certifications/titles in *The Waterlog*.

The PWDCC shall permit the use of the highest water title earned by a dog following the dog's registered name and CKC titles in all official PWDCC publications. (The Junior Water Dog is not considered a title for this or any other purpose.)

Water trial host

Only PWDCC sanctioned clubs and the national club may apply to host a PWDCC sanctioned water trial. A potential water trial host (regional club) shall form among its members a water trial Host Committee. (The “Host Committee”). All members of the Host Committee must be members of the Host Committee and voting or foreign members of the PWDCC. As volunteers for the PWDCC, members of the Host Committee agree to abide by the PWDCC Confidentiality Agreement. The Host Committee shall designate a Host Chairperson and a Trial Secretary. The water trial host shall have full responsibility for actions taken by the Host Committee and its authorized representatives in planning and conduct of a water trial.

Applying to Host a Sanctioned Water Trial

Four months in advance of a proposed water trial, a completed Water Trial Application form, along with proof of insurance and a non-refundable fee of \$25.00 per trial (payable to the PWDCC) must be submitted to the PWDCC WTC Chairperson. The Water Trial Application form is contained in the Water Trial Manual (or available on the PWDCC website). If insurance expires before water trial date, then a new binder of insurance must be sent to PWDCC WTC Chairperson 30 days prior to water trial. On the day of water trial, insurance binder must be posted at Water Trial Secretary's table.

The water trial application shall be reviewed by the PWDCC water trial committee within 30 days after the PWDCC committee chairperson has received the completed Water Trial Application form and the fee and the PWDCC requires proof of insurance.

1. The water trial application form will be returned with approval indicated to the applicant's Trial Secretary, or
2. A written explanation of reasons for denial of the application will be sent to the applicant's Trial Secretary. PWDCC sanctioned water trials may not conflict with the PWDCC NATIONAL SPECIALTY.

Sanctioned PWDCC Regional Clubs and the National Club may apply to host a PWDCC sanctioned water trial. Clubs who fail to comply with the set PWDCC water trial application and submission deadlines will be required to pay a \$25.00 fine per trial per incident. Failure to comply with this set late fee schedule will result in a denial of the water trial application. This \$25.00 per trial fine will be submitted with completed application paperwork. All fines collected will go into the PWDCC General Health Fund.

Water Trial Additional Events

The club may choose to hold any additional events along with their water trial such as a demonstration, show n' go, match or senior water challenge. These events must be held on either a practice day or, at the end of judging for the day following a water trial. These events do not need the approval of the Water Trial Committee.

Any additional event that is planned that will use the trial ring must have Host Committee members and volunteers to ensure that the event is being held in a safe manner. If the Judge that is being used for the sanctioned water trial is asked to Judge the added event, entries/hours cannot exceed that Judge's limit of the combined events. A timekeeper should be used (estimating 10 minutes per dog entered).

Additional events are not considered PWDCC sanctioned events (with the exception of a Senior Water Challenge at a National Specialty) and all liability and conflict resolution for such events falls to the Host Club.

Host Committee Duties and Authority

After approval by the PWDCC committee The Host Committee, shall be the official representative of the PWDCC in the administration of the trial. As such, members of the Host Committee agree to abide by the PWDCC Confidentiality Agreement.

The primary responsibility of the Host Committee shall be the planning and safe and orderly conduct of a water trial for as many participants as practicable. In discharge of this responsibility, the Host Committee shall:

1. Select and set up a trial site (see "Trial Site");
2. Select a Judge or Judges for the trial (see "Trial Judge Selection; Judging Assignments");
A Judges may not serve on the Host Committee for any trial that he/she is a Judge.
3. Arrange for a veterinarian to be available during the trial (see "Trial Veterinarian Selection");
4. At least two months in advance of the closing date for the trial, the Host Committee must advertise the trial in the Waterlog and in the Courier;
5. Provide equipment for use by exhibitors and Judge(s) (see "Trial Equipment");
6. Provide Stewards to assist exhibitors and Judge(s) (see "Trial Steward Selection; Steward Duties");
7. Maintain a record of all fees/moneys collected and expenditures incurred in connection with the trial;
8. Investigate and decide any protests which arise in connection with the trial (see "Grievance Procedure");
9. The water trial rules specifically reserve certain issues for decision by the Judge, particularly matters relating to safety, cancellation of the trial and the scoring and working of competing teams (see "Trial Judge's Authority and Duties"). The Host Committee shall decide all other matters arising at the trial grounds during the trial. The Host Chairperson or Trial Secretary, either singly or together, shall have the authority to act on behalf of the Host Committee in deciding such matters and dealing with violations of the water trial rules not reserved for decision or action by the Judge.

Trial Judge Selection: Judging Assignments

The Host Committee shall select a Judge or Judges from the active Judges list. The PWDCC committee maintains a list of active Judges qualified to Judge a sanctioned water trial. The Host Committee may obtain this list from the PWDCC water trial chairperson or from www.pwdcc.org

A club may not use the same water trial Judge in 2 consecutive years. A club may use an individual Judge for no more than three consecutive days per year.

No Judge shall be assigned to Judge more than eight hours using the following formula. 6 JWD/hour 4 AWD/hour 4 WWD/hr 3CWD/hr and 3 MWD/hour. No Judge shall be assigned to Judge more than 35 teams in one day. In addition, one half to one hour for rest and/or meals must be allowed if more than five hours will be required under this formula to Judge the teams entered.

If a national specialty Host Committee adopts a policy excusing teams from competition at a national specialty after one exercise has been failed (see "Failure Policy") a Judge shall be assigned to Judge no more than 42 teams and the formula may be revised to 8 JWD/hour, 7 AWD/hour 5 WWD/hour 4 CWD/hour and 4 MWD/hour. If the national Host Committee chooses to excuse teams after 2 failed exercises the original formula and 35-team limit shall be used.

Trial Veterinarian Selection

The Host Committee shall select a veterinarian who is a licensed in the province where the trial is held and who will be available for emergencies during the trial.

Sale and Distribution of Material

Unless otherwise prohibited by provincial or federal law, the Host Committee may issue or deny permission to anyone who may wish to offer items for sale or to distribute materials at the trial grounds. No one may sell or distribute materials at the trial grounds without the written permission of the Host Committee.

Proceeds

All PWDCC sanctioned water trials are non-profit events. All proceeds must be held or used by the water trial host for water trials or other non-profit activities that benefit dogs. Proceeds may be donated to non-profit organizations that benefit dogs. If a water trial host does not apply to host another sanctioned water trial for a period of two years, any remaining proceeds from the water trial(s) hosted by that organization must be turned over to the PWDCC at the end of the two-year period.

Trial Secretary's Duties

The Trial Secretary shall:

1. Publish a premium list for the water trial (see "Premium List");
2. Accept completed entry applications from eligible entrants;

3. At least two weeks prior to the date of the trial, send to each entrant an acknowledgment of his/her entry, with the test level entered and the identifying number under which the entrant will compete; a judging schedule showing the total number of entries at each test level, the order in which teams will be Judged and the time(s) at which the judging and the Judge's briefing will commence; and notice of any significant changes in information previously published in the premium list;
4. Notify all those whose entries are not accepted and give the reason for non-acceptance;
5. Compile and publish a catalog for the day of the trial;
6. Take custody of the completed Judge's worksheets;
7. Receive, investigate and forward to the Host Committee protests arising in connection with the water trial (see "Grievance Procedure"); and
8. Compile and send to the PWDCC Committee the Trial Report (see "Trial Report").

Premium List

The premium list for the water trial shall contain the following:

1. Date and location of trial;
2. Name of water trial host organization;
3. Closing date (shall be at least 18 days before the date of the trial);
4. Test levels to be offered;
5. General eligibility requirements (see "Eligibility") and other limitations and restrictions, if any;
6. Statement of whether the host committee will allow a dog to have multiple entries at the same trial, such as allowing entries for both Junior and Apprentice or WWD and CWD for dogs that have already earned WWD but not WWDX
7. PWDCC officers;
8. Host Committee members;
9. Address and telephone number of Host Chairperson, Trial Secretary or some other person to answer questions;
10. Name(s), address(es) and assignments of both approved and provisional Judges.
11. Order of test level judging (if different from the order described in "Judging Order");
12. PWDCC source for obtaining copies of this Water Trial Manual;
13. Two PWDCC-type entry forms meeting the requirements set out under "Entry Form" in this Water Trial Manual;
14. Veterinarian on call at the trial;
15. Lodging information; site directions;
16. Statement of refund/cancellation policy;

17. Statement of policy on eligibility of bitches in season;
18. Notice regarding any discontinues after failure rules that will be in effect at the trial (see "Failure Policy");
19. Statement regarding operation of waiting lists, if any.
20. Any categories of non-regular entries, which will be permitted at the trial, and rules applying to those entries, including priorities among them.
21. Procedures for moving entries up to higher test levels, including day of trial move-ups, if permitted.
22. The premium list may also include advertising and information about awards, special events and additional activities.

Entry Form

Host Clubs are required to use the entry form and hold harmless agreement as provided by the PWDCC Water Trial Committee (or available on the PWDCC website).

Entry Fees, Refunds, Cancellations

Entry fees payable by entrants at a water trial and refund/cancellation policies applicable to entries shall be determined by the Host Committee and shall be published in the premium list.

Guaranteed Entries for Trial Workers

1. The club may guarantee entry spots for trial workers who have agreed to work at the trial.
2. The maximum number of dog entries that may receive guaranteed entry spots are as follows:
5 dog entries for the water trial site
5 additional dog entries for each additional water trial site if the sites are run concurrently.
3. These guaranteed entries shall count in the total allowed trial entry.

Limited Entry: Waiting Lists and Random Draw

The Host Committee shall determine the test levels to be offered and the number of entries that can be accommodated at a trial. All test levels need not be offered at any one trial. However, a water trial host must offer each titling level and the JWD level at least once in any year in which it hosts a water trial. The Host Committee may limit entries so that a dog may not be entered in more than one level at one trial.

The Host Committee must limit entries for the trial so as to meet the requirements regarding judging assignments. (See "Trial Judge Selection; judging Assignments".) All limitations and restrictions on entries shall be published in the premium list. However, water trial entry and closing dates must be the same for all (club members and non-members).

Completed entries shall be accepted on a first come first served basis within each test level and category of entries. Entries will close when the published limits are reached, even if the closing date has not arrived. The Host Committee may, but need not, establish a waiting list through which entries received in excess of the published limits may be accepted as positions become open due to withdrawals, etc. The existence and operation of any such waiting list must be described in the premium list.

A Host Club may conduct a random draw of entries. Conducting a random draw is useful if entries in excess of trial limits are expected. If a random draw will be used, it must be specified in the premium list. Entries received during the draw period are treated equally without regard to date/time received.

Conducting a Random Draw

Draw Period

1. Club determines a draw period during which time entries are accepted for the random draw.
2. The start time and date of the draw period shall be the same as the opening date.
3. The draw period must be at least seven (7) days in length and must have a defined finish date and time.

Accepting Entries During the Draw Period

All entries received during the draw period shall be accepted for the random draw and shall be treated equally without regard to date received or any other criteria.

Conducting the Random Draw

1. If the stated entry limit(s) is exceeded during the draw period, the club shall conduct the random drawing from all entries received. Otherwise, the random drawing is not necessary.
2. The random drawing shall be held within 48 hours of the end of the draw period specified in the premium. The date, hour and location of the draw must be stated in the premium.
3. In conducting the drawing for entries, the Trial Secretary shall avoid any method that raises any questions as to its randomness and impartiality.
4. One drawing shall be held for each trial. The Trial Secretary or a group of Trial Secretaries shall conduct the draw.
5. The Trial Secretary(s) selects individual dog entries (or numbers assigned to each entry) at random up to the stated limits.
6. When the allowable entry limit has been drawn, all remaining entries shall be drawn for a position on the Wait List. If openings in the trial become available before the closing date the openings shall be filled in order by entries on the waiting list.

Accepting Entries After the Draw Period

1. Clubs may continue to accept entries after the draw period, though all entries must be received prior to the closing date.

2. If the trial did not exceed the limit(s) during the draw period, all entries received during the draw period shall be accepted into the trial and entries received after the draw period shall be accepted on a first-come-first-served basis.
3. If the trial did exceed the allowable limit(s) and a random draw was conducted, clubs may elect to add entries received after the draw period to the end of the wait list(s) in order of receipt.

Regular and Non-regular Entries

Regular Entries: Only entries received by the trial secretary before the closing date can be regular entries. Regular entries include (1) entries for dogs that have not earned a title before the trial date at the titling test level entered, (2) entries at the Junior Water Dog level of dogs that have earned neither a certificate nor a title before the trial date.

A dog may also continue to be a regular entrant at the level of its highest title or certificate for 30 days after earning that title/certificate. However, if a dog is entered at or moved to a higher test level during the 30 days, it may not be a regular entrant again at the lower level where it earned the title/certificate.

Non-regular Entries: Non-regular entries received before the closing date includes “exhibition entries”. These are entries of: (1) dogs that have earned titles/certificates at the level entered more than 30 days before the trial date, (2) dogs that have earned a title before the trial date and are entered at the Junior Water Dog level. Non-regular entries also include: (3) entries received after the closing date (“post entries”), including day of trial entries, (4) day of trial move-ups and (5) any other entries which do not qualify as regular entries.

The Host Committee shall decide whether and under what circumstances any non-regular entries will be permitted at a trial and must provide this information in the premium list. The Host Committee for a regional water trial may (but need not) permit a dog to be entered as an exhibition entry at any test level up to and including the level of the dog's highest title or certificate at the date of the trial. The Host Committee for a National Specialty may permit a dog to be entered as an exhibition entry only at the level of the dog's highest title or certificate at the date of the trial. The Host Committee at a National Specialty may (but need not) permit exhibition entries at the Junior Water Dog level of dogs that have earned certificates but no titles.

Priorities among Entries

Regular entries have the first priority for spaces at a trial. Exhibition entries, if permitted, have the next priority. Relative priorities among other non-regular entries are to be decided by the Host Committee.

Move-ups

Move-ups before the Trial: A regular entry may be moved to a higher test level at any time before the trial if the dog is eligible for the higher level. Non-regular entries may be moved to higher test levels before the trial if permitted by the Host Committee's rules. Procedures for moving entries to higher test levels are to be determined by the Host Committee and published in the premium list.

Day of Trial Move-ups: If day of trial move-ups are permitted at a trial, any team that passes a test level may, at that same trial, apply to enter the next higher level. These applications will be accepted to the extent time is available for judging such teams. Any team that enters on this basis will be excused after the first exercise failed.

Failure Policy at the PWDCC National Specialty Trial

The Host Committee at the National Specialty may apply a rule under which a team is required to discontinue competing: (1) After the first exercise failed or (2) After failing two exercises, but only if the use of such a rule has been publicized in the premium list. These rules may be applied at all test levels at the National Specialty Trial.

Judging Order

Unless otherwise announced in the premium list or judging schedule sent to exhibitors, the order of judging of the test levels at a water trial will be lowest first, highest last, i.e., Junior Water Dog level first, then Apprentice, Working, Courier, and Master last.

Teams whose entries have been accepted for a water trial shall be assigned identifying numbers by a random drawing conducted by at least two members of the Host Committee within 24 hours after the closing date for the trial. The order of judging of teams within each test level shall run consecutively from lowest to highest identifying number. The judging order of pre-entered teams will be published in the judging schedule sent to exhibitors and in the trial catalog. Teams may be Judged out of catalog order for reasons acceptable to the Judge or Trial Secretary.

Trial Steward Selection

Steward Duties

The Host Committee shall provide at least four Stewards per Judge to assist the Judge(s) and exhibitors. Any Steward whose duties involve being in or on the water must be able to swim. Any Steward whose duties involve handling a boat must have sufficient rowing skill to perform his/her duties competently. The Host Committee shall ensure that Stewards are adequately trained for their duties and have a working knowledge of this Water Trial Manual. The selection and training of and the assignment of duties to Stewards may be delegated to a Chief Steward who will, with the advice of the Judge(s), oversee the Stewarding activities at the trial.

Duties of Stewards shall include:

1. Perform the duties described in the test exercises and “Rules and Regulations for Water Trial Participants” in this Water Trial Manual,
2. Keep unauthorized persons from the land and water test areas,
3. Ensure that teams are available for judging in proper order,
4. Direct questions from Handlers to the Judge(s) concerning scores, exercises or judging procedures,
5. Direct protests to the Trial Secretary, and

6. Report to the Judge, Trial Secretary, or Host Chairperson any violations of the water trial rules brought to their attention.
7. Time keeping for the Judge(s),
8. Registration and checking in of exhibitors upon their arrival at the trial grounds,
9. Inspection of equipment,
10. Act as runners to carry information between water trial officials,
11. Post results and information for exhibitors and spectators, and the like.

Stewards shall not give information or instructions to exhibitors except as specifically instructed by a Judge and then only in a manner that clearly indicates that the instructions are those of the Judge.

Substitute Stewards

A Handler may substitute an individual of his/her choice to perform functions otherwise assigned to a Steward during that Handler's test. Such an individual is referred to as a "Substitute Steward." It is expected that the Substitute Steward be capable of performing the duties required of that position (ex. throwing a dummy the distance needed for an exercise). A Handler is allowed the use of one Substitute Steward when competing at the Courier and Master Water Dog levels. The use of Substitute Steward is allowed the Timed Swim at the Junior or Apprentice levels. For all other exercises at any level, the use of a Substitute Steward must be approved by the Judge and the Trial Chair prior to the briefing and for extenuating circumstances. A Substitute Steward should be named in the Handler's official entry form or, at the discretion of the Judge and/or Trial Secretary, may be approved on the day of the trial no later than the end of the Judge's briefing for the test level in which the Handler is competing. In either case, the Substitute Steward must sign an official entry form acknowledging the "hold harmless" agreement before he/she will be allowed to participate in the Handler's test.

Stewarding Errors

A Substitute Steward will be assumed to have the knowledge of the Water Trial Manual and skills necessary to the performance of his/her duties. An error made by a Substitute Steward may result in a failing score for the Handler in the exercise where the error is made. An error made by a Steward provided by the Host Committee will not be grounds for a failing score in the exercise in which error is made, although the Judge may, at his/her discretion, require the team to be re-tested on the exercised affected.

Trial Report

Within 14 days after the date of the water trial the Trial Secretary shall mail to the PWDCC Committee Chairperson a Trial Report consisting of the following:

1. A copy of the signed entry form for each Handler and dog team which entered*;
2. A copy of the premium list as mailed;
3. A catalog marked to show which dogs passed at each test level, which dogs failed, which dogs were excused or absent, which dogs made day of trial entries at the next higher titling level, and whether they passed or failed;

4. The original Judge's worksheets;
5. A list of qualifying teams with the dog's name and registration number, the owner's name and address, the breeder's name, the Handler's name, if different from the owner, and the test level at which the team qualified. Also known as the Q form, this must be emailed to the designated WTC person;
6. A fee payable to the PWDCC in the amount of \$4.00 for each qualifying team at every level Junior through Master, including exhibition entries;
7. Reports by the Judge(s), Host Committee and/or Trial Secretary regarding any use of rescue equipment or disciplinary measures taken in response to violations of the water trial rules;
8. A record of any protests received and decided and notice of any protests received but not yet resolved;
9. Worksheets of any observer or provisional Judge(s) and reports by the officiating Judge and Trial Secretary regarding the performance of such Judge(s).

*** May be submitted on an email, flash drive or CD.**

An extension to the 14-day deadline shall be granted if a written request for an extension, along with an explanation for the delay, is sent to the PWDCC Committee Chairperson within the 14-day limit.

If the Trial Report is not sent within the 14 day or extended time limit, unless an explanation of extenuating circumstances satisfactory to the PWDCC Committee is made, the water trial host will not be eligible to hold a sanctioned water trial for a period of one year, and in no event until the Trial Report has been received by the designated PWDCC Committee member. In the event that the PWDCC Committee member does not receive the Trial Report, the PWDCC Committee will make every effort to determine the results of the water trial and to award such certifications/ titles as were earned.

Trial Judge's Authority and Duties

The Judge shall be responsible for knowing the water trial rules.

The Judge shall examine the test area on the day of the trial and shall determine if all the required equipment is present and safe to use, if weather conditions are favorable for a safe trial and if the test area is safe and properly defined. The Judge shall have the authority to postpone or delay within daylight hours any trial because of unsafe conditions and shall have the final decision in the matter of cancellation.

During the trial the decisions of the Judge shall be final on all matters affecting the scoring and working of teams. When a difference of opinion exists between a provisional Judge and the approved Judge regarding whether or not a team earns a qualifying score, the approved Judge shall have the authority to decide (see "How to become a PWDCC Approved Water Trial Judge in the PWDCC manual)

The Judge shall inspect all equipment used by an exhibitor in a test to verify that it is regulation equipment. (Such inspection of equipment may be delegated to a Steward.)

The Judge will take up a position so as to observe adequately each exercise performed.

The Judge will not warn or interfere with a working team, except for reasons of safety, nor will he/she encourage any team after the team has started an exercise.

Judges are not permitted their own variations on exercises and must Judge all competitors at a test level by the same standards of performance. However, some adaptation of exercises to site and weather or other unusual conditions may be required. Such adaptations are within the discretion of the Judge. They may include, without limitation, determinations as to whether an article has drifted to the extent that it should be declared out of bounds and repositioned for a competing team, whether a moored boat should be unmoored and allowed to "chase" an article, whether to use an extra Steward in a boat, and whether stated time limits should be varied in accordance with the following paragraph.

The Judge will time each team with a stopwatch to determine if the team completes an exercise within the required time limit. (The Judge may delegate the task of timing to a Steward.) The Judge may allow a team a longer time for an exercise than the time stated in the test exercise description if, in the Judge's opinion, 1) the dog is continuing to work at the exercise as commanded and 2) site or weather conditions or other unusual factors make the stated time limit too short or render it impossible to impose the same time limits for every exhibitor at a test level.

The Judge will conduct a briefing for participants before the start of the judging at each test level. The briefing should summarize the test exercises at that level, explain to the extent possible any adaptations to be made in exercises because of site conditions or other considerations and allow participants a chance to ask questions.

The Judge shall keep a written record of each team's score on an official Judge's worksheet and shall include on that worksheet an explanation for any team that is failed, disqualified or excused. The completed Judge's worksheets shall be released to the Trial Secretary at the conclusion of the trial.

The Judge shall inform each team as to whether it passed or failed the test level at the end of the team's test.

The Judge shall fail any team which does not, in performing an exercise, meet the requirements of the test exercise description in this Water Trial Manual or which does not conform to the water trial rules.

The Judge shall fail any team whose dog leaves the land test area during an exercise, except in a life-threatening situation, unless, in the Judge's opinion, the dog is continuing to work at the exercise as commanded while leaving and outside the test area.

The Judge shall fail a team on any exercise where he/she becomes aware of any double handling, unless the double handling results from an error made by an official trial Steward. In the case of double handling through an official trial Steward's error, the Judge shall retest the team on the exercise affected.

If, in the Judge's opinion, any other error by an official trial Steward has unfairly benefited a team's performance, the Judge shall retest the team on the exercise affected. In the case of such an error by a Substitute Steward, the Judge shall fail the team on the exercise.

The Judge shall excuse any team in which the dog appears, in the Judge's opinion, to be ill or injured. Solely at the Judge's discretion, a dog that exhibits lameness or other physical difficulty in performing may be excused or allowed to participate in a test.

The Judge shall excuse any dog whose Handler withdraws the dog from competition, and any dog that appears to the Judge to be at risk of drowning.

The Judge may disqualify any team whose dog is vicious, bites a person or, more than once, fights with another dog on the day of the trial. (See Dog Aggression)

If, in the Judge's opinion, a team's performance on any exercise has been prejudiced by unusual conditions or by interference from activity in or outside the test area, the Judge may re-Judge the team on the exercise affected and, if needed, may allow the dog time to rest. The Judge may reposition any Handler or dog to accomplish an exercise when their performance has been or would be affected by unusual conditions.

Chapter 5 Dog Aggression and Grievances

In the event that a Dog Aggression incident occurs at a water trial, the Trial Secretary or Trial Chairperson will notify the PWDCC Water Trial Committee Chairperson by phone no later than the conclusion of the day of the trial. The formal written report will follow within 72 hours. Reports can be sent electronically. The WTC will review the report and submit a report to the PWDCC Board within 72 hours. The PWDCC Board will review the findings and reports and will respond to the dog's owner/Handler within 10 days of receiving the recommendations from the Water Trial Committee.

Excusal

A Judge SHALL excuse any dog that in the opinion of the Judge:

Menaces, threatens or exhibits any sign that it may not be safely approached in a normal manner by the Judge or official trial Stewards. Signs may include growling, showing or snapping its teeth and rolling its eyes. Any dog that displays such demeanor is a threat the Judge and official trial Stewards.

Once the dog has been excused, the Judge will write on the judging sheet: Excused: Menacing and sign it. The Judge will also fill out the PWDCC Judge's Form for Dog Aggression, checking the boxes as appropriate for the circumstances. This form will be included with the Trial Report. Excused for threatening or menacing behaviour by Judges on 2 occasions will be administratively disqualified by the PWDCC Board. The trial secretary's report that is submitted to the PWDCC Water Trial Committee Chairperson must include a report with the dog's name, registration number and Handler/owner for tracking purposes.

Disqualifications

By the Judge:

A Judge shall disqualify any dog, in his/her opinion, attacks any person in the ring, and leaves the ring to attack anyone else or another dog. An Attack is defined as a bite or an attempt to bite anyone, including its own Handler, without valid extenuating circumstances, for example play biting. The Judge will mark the score sheet "Disqualified, attacked". The Judge will also fill out the PWDCC Judge's Form for Dog Aggression including the dog's name, CKC or AKC number, description of the incident and the Handler/owner's name and contact information and checking the appropriate boxes for the circumstances. All parties are to sign the form. This form is to be sent to the PWDCC WTC Chairperson as outlined above. The Handler will be immediately notified that the dog is disqualified from that trial and future trials until the PWDCC Board determines the dog's eligibility to compete at water trials in the future.

By Host Committee:

Any dog, that in the opinion of the Host Water Trial Committee members attacks a person or another dog at a sanctioned water trial warm up day or during the actual trial and is believed by that Host Committee to present a hazard to persons or other dogs, shall be disqualified by the Host Committee. If the dog's behaviour meets the requirement as set out in the Dog Aggression Action by Host Committee form, the Water Trial Host Committee must convene a Bench Committee made up of three members of the WT Host Committee to investigate the incident (the

exception is if the dog is disqualified or excused by the Judge. Should one of the Bench Committee members also be a witness to the incident, they must recuse themselves from the committee during the investigation and another Host Club member shall take their place on the Bench Committee.

The Bench Committee must solicit witness statements from all parties wishing to give statements that were direct witnesses to the incident. If an evaluation was completed by a medical professional, a statement should be attached with the witness statements, if available.

No opinion, conjecture or reference to any other event shall be allowed in witness statement. If the witness statement does not comply with these requirements the witness may be asked to rewrite his/her statement removing the extraneous information.

The Host Committee will complete *the Dog Aggression – Action by a Host Committee Form* for the Host Committee Chair or designate and the Exhibitor to sign. The Exhibitor will be immediately notified that:

- a) That the dog is disqualified (from that trial and future trials until the PWDCC Board determines the dog's eligibility to complete at water trials in the future, or,
- b) Advise the Exhibitor of any other action deemed appropriate by the Host Committee.

In addition to the Host Committee Chair/designate and the Exhibitor signing the form, both parties shall initial and date all attachments to the above form including descriptions of the incident and all Witness Statements, etc. which becomes part of the form when so completed. The form and Witness Statements and any other information will be forward to the PWDCC Water Trial Committee Chairperson.

PWDCC Judge's Form for Dog Aggression

The Host Committee Chairperson must notify the PWDCC Water Trial Committee Chair by phone no later than the end of the day of that trial. The PWDCC Water Trial Committee Chairperson must receive this form within 72 hours of the incident.

Trial _____ Date _____
Class _____ Armband _____
Dog Owner's Name _____ Dog's Name _____

Please write a BRIEF note outlining the circumstances of the attack:

- | | | |
|---|----------|---------|
| 1. Did the dog attack a person? | YES ____ | NO ____ |
| 2. Did the dog attack another dog? | YES ____ | NO ____ |
| 3. Did an injury occur? | YES ____ | NO ____ |
| 4. Did you inform the exhibitor of the excusal? | YES ____ | NO ____ |
| 5. Did you inform the exhibitor of the disqualification? | YES ____ | NO ____ |
| 6. Did you mark your score sheet EXCUSED, ATTACKED or DISQUALIFIED, ATTACKED? | YES ____ | NO ____ |
| 7. Were there unusual circumstances leading to the attack? | YES ____ | NO ____ |

Explain _____

This report will become part of a dog's permanent record at the PWDCC. This dog attack report will be filed as an act of "dog aggression".

Judge's Signature _____
Exhibitor's Signature _____

Guidelines for Completing the DOG on DOG ATTACK FORM

If, for any reason, the Judge is unable to complete the form before the end of the trial, the incident is to be reported in the Trial Secretary's report to the PWDCC Water Trial Committee within 72 hours. The Judge will then complete the form as soon as possible and forward it to PWDCC Water Trial Committee Chairperson.

- Upon completion, Judge should have the exhibitor sign this form, and, if possible, hand a copy it to the exhibitor. If the exhibitor has left the trial site, the Trial Secretary must ensure receipt within 72 hours.
- Three copies should be made: The Judge should retain a copy. The Trial Secretary will send a copy to the PWDCC Water Committee Chairperson. The Exhibitor will be provided a copy.

TO BE COMPLETED BY TRIAL SECRETARY. Date Copy Provided to the Dog Owner _____

Dog Aggression Action by Host Committee

Any dog that in the opinion of the Host Committee, attacks a person or a dog at a PWDCC event, resulting in an injury, and is believed by that Host Committee to present a hazard to persons or other dogs, shall be disqualified. When the Host Committee pursuant to this section disqualifies the dog, a report shall be filled with the PWDCC Water Trial Committee Chairperson. The disqualified dog may not again compete at any PWDCC Water Trial nor be on the grounds of a PWDCC Water Trial until the PWDCC Water Trial Committee and Board of Directors have made a determination.

If a Host Committee becomes aware of any significant act of dog aggression that takes place in association with their event, three (3) members of the Host Committee must investigate the incident (except in the case of a dog that is disqualified by the Judge) and complete this form. The Host Committee must notify the PWDCC Water Trial Committee Chair by phone no later than the end of the day of that trial. The PWDCC Water Trial Committee Chairperson must receive this form within 72 hours of the incident. For questions on how to proceed, contact the Water Trial Committee Chair: Catherine Gadd 647-618-9266.

Event _____ Date _____

Dog's name _____ Reg # _____ Class if entered _____

Provide a detailed description of the incident. Attach any witness statements or other documentation (use back side of this page or additional sheets as necessary)

- | | | |
|--|----------|---------|
| 1. Was there an attack by the dog? | YES ____ | NO ____ |
| 2. Was there an injury to a dog or person? | YES ____ | NO ____ |

If Yes to question #2:

- | | | |
|---|----------|---------|
| a. Was the injured dog or person examined by a trained professional at the site? | YES ____ | NO ____ |
| b. Was the injured dog or person referred to a local medical professional for evaluation? | YES ____ | NO ____ |
| 3. Do you feel there were mitigating circumstances leading to the attack? | YES ____ | NO ____ |

If yes, please attach a description of these circumstances.

- | | | |
|--|----------|---------|
| 4. Do you feel that this dog presents a hazard to persons or other dogs? | YES ____ | NO ____ |
|--|----------|---------|

Dog must be disqualified if answers to 1 and 2 are yes, and 3 is no.

- | | | |
|--------------------------------|----------|---------|
| 5. Did you disqualify the dog? | YES ____ | NO ____ |
|--------------------------------|----------|---------|

Answers to 1, 2 and 4 above must be yes to disqualify the dog.

- | | | |
|--|----------|---------|
| 6. Did you inform the exhibitor of the committee's decision? | YES ____ | NO ____ |
|--|----------|---------|

If the Exhibitor does not sign this form at the time of the disqualification, the Club must provide documentation to the PWDCC that the Exhibitor has received documentation.

Dog Owner's Name _____ Phone # _____

Signature of Dog Owner or Agent _____

Form completed by (club member) _____

PWDCC Water Trial Dog Aggression or Grievance Witness Statement

Host Club: _____ Trial Date: _____

Witness Name: _____ Phone: _____

Witness email _____

Check one: _____ Grievance _____ Dog Aggression

Please provide a concise description of the event(s), action(s) or inaction(s) that you witnessed in relation to the Grievance or Aggression incident. Please be as specific as possible when stating names of those involved, locations, and times of the alleged action/inaction. (Use the back of this page if needed.)

I affirm that the information on this form is true and that I personally witnessed the action/inaction described.

Signature: _____ Date: _____

PWDCC Water Trial Dog Aggression or Grievance Witness Statement

Host Club: _____ Trial Date: _____

Witness Name: _____ Phone: _____

Witness email _____

Check one: _____ Grievance _____ Dog Aggression

Please provide a concise description of the event(s), action(s) or inaction(s) that you witnessed in relation to the Grievance or Aggression incident. Please be as specific as possible when stating names of those involved, locations, and times of the alleged action/inaction. (Use the back of this page if needed.)

I affirm that the information on this form is true and that I personally witnessed the action/inaction described.

Signature: _____ Date: _____

Chapter 6 Grievances

Grievance Definition

A grievance is a protest of the action or inaction of any water trial official, participant or spectator. Examples of such actions are (but are not limited to):

- Mistreatment of a dog by its owner
- Altercations/verbal abuse/harassment of any officials, Stewards or exhibitors
- Refusal to follow Judge or trial official's directions or instructions
- Double handling of any dog
- Abuse or misuse of facilities, including a host hotel, by an attendee
- Handler failure to maintain control of their dog
- Misconduct by a Judge, trial official, Steward, etc.

Grievance Procedure

Grievances must be filed no later than one hour following the completion of the day's judging. Grievances pertaining to an occurrence on the official practice day for a water trial (immediately preceding a water trial) must be filed no later than one hour following the completion of the first day's practice. Grievances must be filed utilizing the Grievance Witness Statement Form, available with the Trial Secretary or on the PWDCC website.

If a grievance filed on the day of the trial, the Host Committee will immediately convene a Bench Committee (consisting of at least three members of the Host Committee) to make an effort to resolve any issues raised. At least three members of the Host Committee shall be present during the trial and up until one hour following the conclusion of each day's judging to resolve any grievances.

The Complainant must complete the *Grievance Witness Statement Form* and ask any other witnesses to fill out a separate copy of the form. Forms should be presented to the Bench Committee. The Defendant must be provided copies of all forms and statements as soon as possible but no later than 7 days after the Grievance was filed if the Grievance was not resolved on the day of the trial.

If the Bench Committee is unable to resolve any filed grievances on the day of the trial (due to the absence of witness statements when the Bench Committee convenes), the Trial Secretary or Trial Chair will forward a copy of any unresolved grievance to the Host Committee and to all parties named in the grievance within 72 hours of the conclusion of the trial. The Trial Secretary or Trial chair will advise the parties that they may respond to the grievance in writing and notify them of the date by which any such written statements must be received by him/her. This date must be not later than 7 days after the date on which the Trial Secretary or Trial Chair sent the grievance to the parties. Member of the Host Committee may interview parties named in the grievance or any other persons having information regarding the protested incident and will make written records of any such interviews. All such statements and records shall be forwarded to all members of the Host Committee along with a report of any observations personally made in the course of investigating the grievance. Any members of the Host/Bench Committee that are named in the grievance (as either a witness, complainant, or respondent) may recuse him/herself from

the deliberation of evidence. After consideration of all the statements and other evidence forwarded to it, the Host Committee will adopt a resolution stating its findings, deciding the issues raised by the grievance and recommending any disciplinary action it deems appropriate. A copy of the resolution shall be sent to all parties named in the grievance within 3 days of the resolution and shall be included with the Trial Report.

For all grievances, the PWDCC Committee shall do one of the following:

1. Uphold the Host Committee's decision and recommend disciplinary action to the PWDCC Board of Directors if appropriate.
2. Return the grievance to the Host Committee for reconsideration or further investigation (with instructions as to the reason(s) reconsideration is appropriate and what further investigation, if any, is necessary); or
3. Overrule the Host Committee's decision and substitute its own decision, which may include recommendation of disciplinary action by the PWDCC Board of Directors.

Notice of the PWDCC Committee's decision must be sent to the Host Committee and all parties named in the grievance within 10 days after the date of the decision.

Appeal Process: Any person dissatisfied with the Host Committee's findings or decision may ask that the matter be reviewed by the PWDCC Committee. The request for review must be in writing and must be received by the PWDCC Committee Chairperson within 7 days after the date on which the Host Committee sent copies of its resolution to the parties.

The PWDCC Committee will review the appeal and all documents included in the Trial Report and make a decision on the grievance within 21 days after the PWDCC Committee Chairperson's receipt of the appeal. The PWDCC Board of Directors is to be notified of any appeal request and the decision made on it immediately following PWDCC Committee action.

Disciplinary Action - Grievances

The PWDCC Committee shall forward to the PWDCC Board of Directors any recommendation of PWDCC disciplinary action in connection with a grievance, whether received from a Host Committee or generated by the PWDCC Committee in review of a grievance. At its next meeting following receipt of any such recommendation the PWDCC Board of Directors shall consider the recommendation. All parties named in the grievance shall be notified in writing of the PWDCC Board's decision on any such recommendation.

The PWDCC Board of Directors has the authority to institute disciplinary action against any person or organization violating the water trial rules. Such action may include, without limitation, suspension of PWDCC membership or eligibility to enter/host sanctioned water trials and/or fines.

All grievances shall be made a permanent part of the record with the PWDCC.

PWDCC Water Trial Dog Aggression or Grievance Witness Statement

Host Club: _____ Trial Date: _____

Witness Name: _____ Phone: _____

Witness email _____

Check one: _____ Grievance _____ Dog Aggression

Please provide a concise description of the event(s), action(s) or inaction(s) that you witnessed in relation to the Grievance or Aggression incident. Please be as specific as possible when stating names of those involved, locations, and times of the alleged action/inaction. (Use the back of this page if needed.)

I affirm that the information on this form is true and that I personally witnessed the action/inaction described.

Signature: _____ Date: _____

PWDCC Water Trial Dog Aggression or Grievance Witness Statement

Host Club: _____ Trial Date: _____

Witness Name: _____ Phone: _____

Witness email _____

Check one: _____ Grievance _____ Dog Aggression

Please provide a concise description of the event(s), action(s) or inaction(s) that you witnessed in relation to the Grievance or Aggression incident. Please be as specific as possible when stating names of those involved, locations, and times of the alleged action/inaction. (Use the back of this page if needed.)

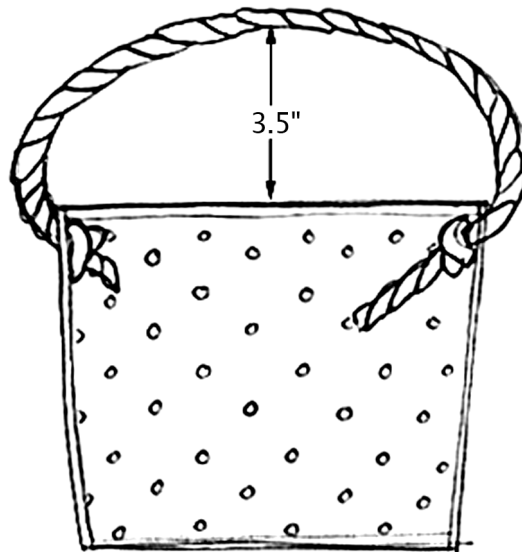
I affirm that the information on this form is true and that I personally witnessed the action/inaction described.

Signature: _____ Date: _____

Appendix A

Modified Bait Bucket

A plastic or metal 4-1/2 quart bait bucket.



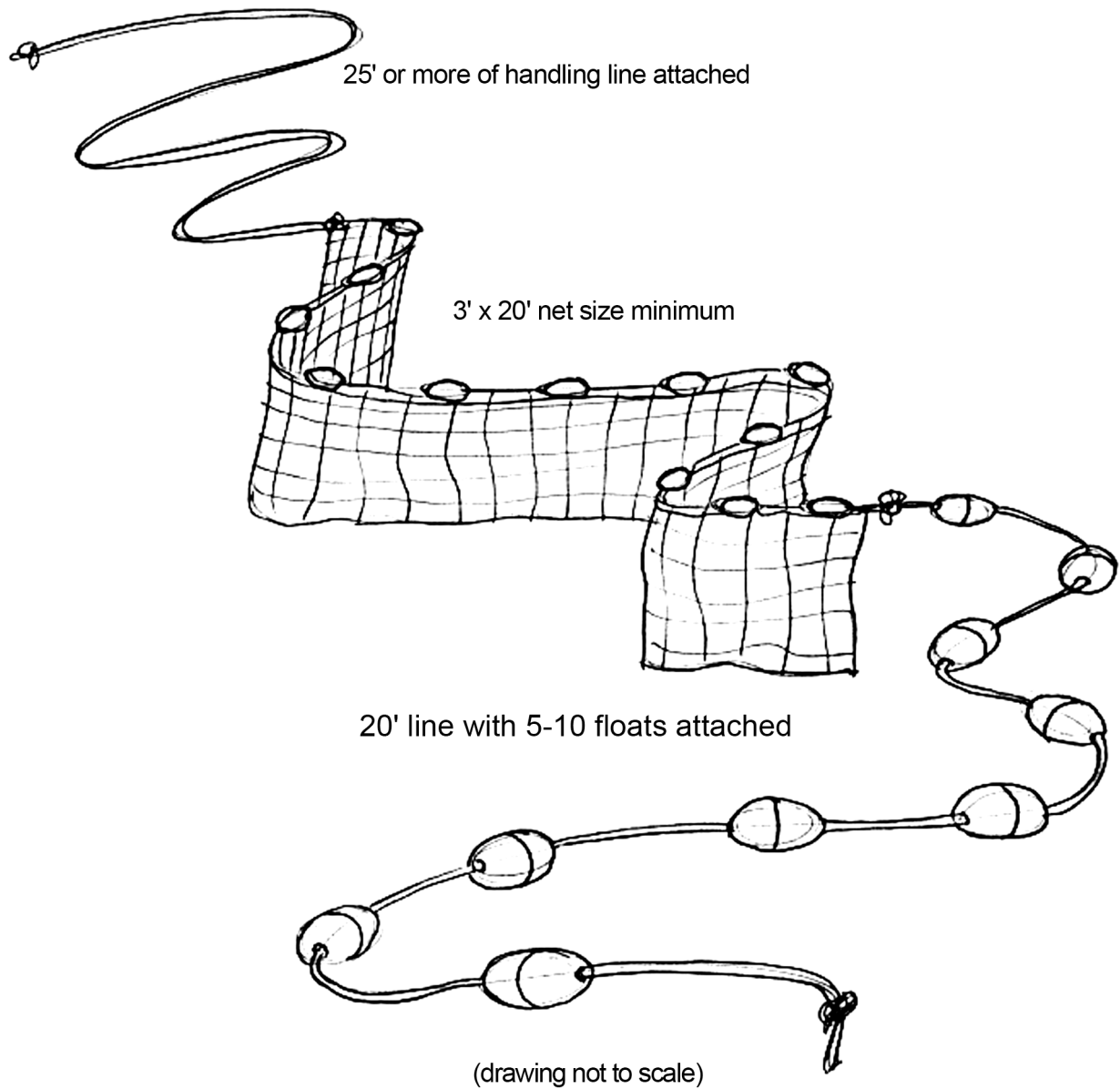
Remove the plastic handle and replace it with a floating poly rope 3/8" to 1/2" diameter. You will need about 2' of rope, including the knots inside the bucket, which hold the handle in place and can be used to adjust the height of the rope handle to the dog's size. On average, the midpoint of the rope handle should be about 3-1/2" above the middle of the bait bucket top.

The bucket needs to have at least 1/2" holes drilled on the sides and bottom about 1" apart. When you are finished the bucket should resemble a sieve or colander.

Approximately four rocks or other weight source weighing a total of approximately 3 pounds should be placed in the bottom of the bait bucket. In order for the bait bucket to qualify as regulation equipment, the weight source must not tend to shift and must fill the bottom of the bucket evenly (This is required to minimize tipping of the bucket when moved or placed.).

Appendix B

Fishing Net Dimensions



Appendix C

Site Marker Construction

Materials to Make One Self-Righting Marker

Stuff spray foam

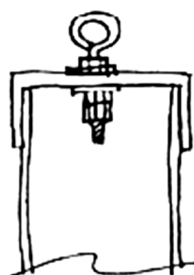

About 5 lb of weights

Cleaner and cement for CPVC

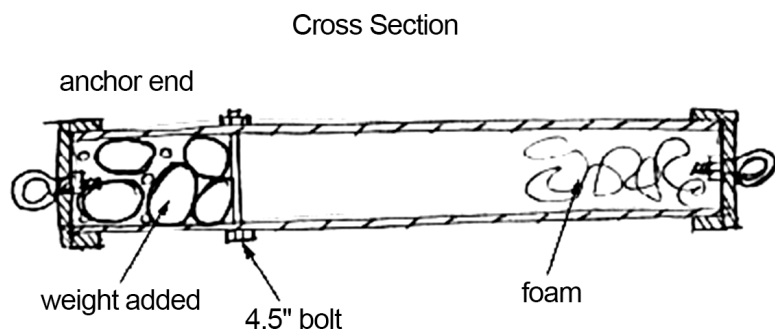
1. 4" diameter CPVC, 48" long
 2. 4" diameter caps for CPVC
 3. 4-1/2" bolt and nut
 4. 2" x 1/4" eyebolt and 6 nuts or same size eye screws and piece of wood inside cap to secure
- Note:** it is recommended that the marker have an eye at each end. The one on the bottom is for attaching the anchor. The one on the top is for attaching the boat, or for temporarily attaching lines. Length depends on water depth; shorter for shallow water

Directions to Make a Self-Righting Marker

1. Assemble ends with eyebolts attached securely to caps.
2. Drill half-inch holes in the bottom 1/3 of the 48" long pipe.
3. Cement the anchor end cap to the pipe.
4. Add weight and fasten 4-1/2" bolt and nut to retain weight at the end of the pipe.
5. Add foam and cement the top cap to the pipe last. There will be air pressure resisting the second cap. Use a clamp to hold in place until cement sets.

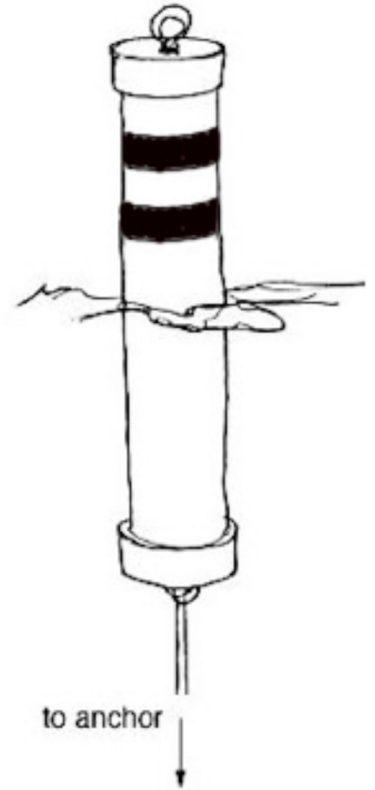


End Cap Assembly:
eye bolt
nut
washer
cap
washer
2 nuts



Directions to Make a Sealed Marker

1. A simple marker can be made without weights and foam, as shown on the right.
3. Using pipe and end caps as outlined above, assemble a watertight empty pipe. Seal the eye bolts with silicone caulk on the inside of the end caps before cementing the caps to the pipe, and seal around the end caps with silicon caulk after assembly.
4. These markers will not stay upright in the water without an anchor attached, but they work the same as the self-righting markers when they are anchored in such a way that keeps them upright during the trial.



Glossary of Terms

AKC: American Kennel Club

Alternate Handler: Physically challenged Handlers who require special arrangements may designate another Handler for specific exercises. The Alternate Handler must be designated prior to the trial by notifying the Trial Secretary, Trial Chair, and Judge. The Handler will remain quietly in the test area while the Alternate Handler is performing the specific exercises.

Anticipation: The dog leaves its position before being sent.

Briefing: A meeting held by the Judge prior to each level, which shall summarize the exercises at that level. Any adaptations to be made in exercises due to site conditions or other considerations shall be discussed. Participants shall have an opportunity to ask questions, if necessary.

CKC: Canadian Kennel Club

Club Steward: A person, at the choosing of the Host Committee, who will assist in the ring at all levels, as designated within the rules.

Complainant: Person filing a grievance

Delivery to Hand: The dog brings an article to the Handler (or Steward) and either deposits it in the Handler's (or Steward's) hand on command or allows the Handler (or Steward) to remove the article from its mouth on command.

Double Handling: Assistance to or communication with a competing dog by a person who is not specifically permitted to do so by the terms of the exercise description or (these Rules).

Entering the Water: A dog moves all four paws across the three - foot line from land. In the case of being on a boat, jumping from the platform into the water.

Failure Policy: A rule published in the premium list for the PWDCC National Specialty Trial, requiring a dog to discontinue competing

Grievance: a protest of the action or inaction of any water trial official, participant or spectator

Handler: An owner or any other person authorized by the owner to handle a dog during the test exercises

Host Committee: The members of the PWDCC - Sanctioned Branch or Regional Club hosting the Water Trial. Has full responsibility for actions taken by its members and authorized representatives in the planning and conduct of a Water Trial.

Leaving the Water: A dog moves all four paws across the three - foot line from the water towards land.

PAL/ILP: Purebred Alternate Listing/Indefinite Listing Privilege

Participant: Both Handlers and Stewards at a trial , including Substitute Stewards.

PWDCC: Portuguese Water Dog Club of America

PWDCC: Portuguese Water Dog Club of Canada

PWDCC WTC Committee or WTC: PWDCC Water Trial Committee

Starting Position: Boat: Handler is sitting or kneeling on the boat platform. Dog is at the Handler's side, under control.

Starting Position: Other: Position is explained during the briefing and at the beginning of the exercise.

Starting Position: Shore: Handler is standing on shore behind the three - foot line. Dog is at the Handler's side, under control.

Substitute Steward: A person, at the choosing of the Handler, who will assist the Handler in completing exercises. A Substitute Steward may be used in Courier, Master, and for the Swim Exercises in Junior and Apprentice. For any other exercise, the Judge and Trial Chair must approve the use of a Substitute Steward prior to the briefing. It is expected that the Steward (both club and Substitute) be capable of performing the duties required of that position (ex. throwing the dummy the distance needed for an exercise).

Test Area: Both the Water and land areas, designated as the Trial Site

Three-foot line: A line three feet from the water, on land, that is clearly marked along the land test area.

Trial Equipment: All regulation equipment authorized for use in a Water Trial by the Judge and/or the Host Committee.

Trial Grounds: The entire area of water and land which supports the participants and spectators at the water trial, including the water and land test areas, viewing areas, parking areas, crating areas, concessions, sanitation facilities and dog exercise areas.

Trial Site: See Section 4

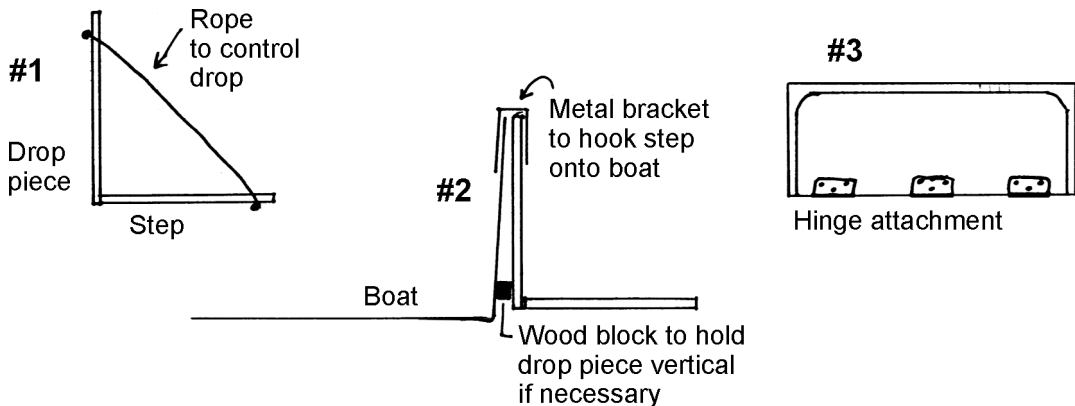
Water Trial Official (Official): Any Judge, official trial Steward, veterinarian and lifeguards provided by the Host Committee, members of the Host Committee, and any other person to whom a task has been specifically delegated by the Host Committee

Water Trial Rules (Rules): All of the provisions of the PWDCC Water Trial Manual

Boat Step Construction

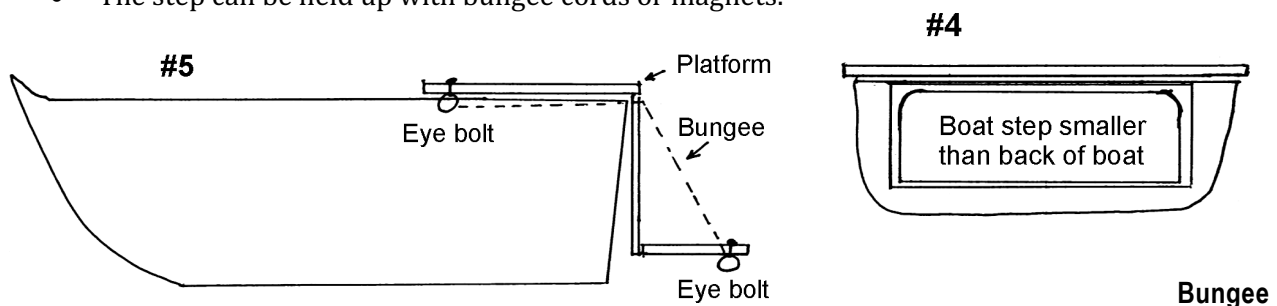
Dog Safety is the First Priority

- Every boat is unique and requires its own modifications
- A step consists of a drop piece and the step itself. (#1)
- The drop piece can be attached to the platform or hung off the back of the boat. (#2)
- Use hinges to attach the step to the drop piece. (#3) Note: use nuts and bolts-not screws.



Hinges are placed between the step and drop piece when folded.

- Use one piece of carpet to cover the drop piece face and both sides of step.
- Drop piece should be several inches less wide and shorter than the back of the boat. (#4)
- Drill holes in the drop piece and step. Pass a waterproof rope through the holes and tie knots to control the step drop. (#1)
- The step can be held up with bungee cords or magnets.



attachment: Attach two machine screw eyebolts to the bottom side of the step and the underside of the platform. Use two long (30"-36") bungees that run parallel to the rope.

Hint: knot the bungee to increase tension. (#5)

Please call or write with comments or questions.

John Cucura

(310) 391-9991

bigludgeohn66@verizon.net

PWDCC Confidentiality Form

for Water Trial Judges and Host Committee Members and Other Volunteers

I agree to respect and uphold the confidential nature of any information so designated, provided to me during or in connection with my service as a member of a committee of the Portuguese Water Dog Club of Canada, (hereinafter referred to collectively as “PWDCC”), or as a committee member, or Water Trial Judge, or volunteer for any event sanctioned by the PWDCC, including, but not limited to, confidential written, electronic and oral communications regarding individual Portuguese Water Dogs, breeding programs, breeders, or participants of any PWDCC sanctioned event.

I will not reproduce or disseminate in any manner (verbal, written, or otherwise) any confidential information and/or documents that I receive in connection with my service except to other members of the same committee as needed in fulfilling the work of the committee, to researchers for studies approved by the PWDCC, or to any PWDCC committee or Board as required by the Policies and Procedures of the PWDCC.

At the end of my service, I will turn over to the chair of the committee, or PWDCC Secretary, all confidential documents related to that committee. I acknowledge that my agreement to maintain confidentiality remains intact even after my leaving the committee. Confidential information may be verbal, written or electronic information that is not publicly available and is:

- 1) claimed confidential by the submitter of the information;
- 2) personal information for which there is a general expectation of privacy; or
- 3) directly related to charges preferred against a PWDCC member, until or unless charges are sustained against a PWDCC member, in which case the information submitted shall no longer be deemed confidential; or
- 4) directly related to aggression incidents or grievances at a PWDCC sanctioned event.

I understand that violation of this agreement will result in immediate termination of my position on any PWDCC or PWDCC sanctioned event committee, and that nothing in this agreement bars the PWDCC from pursuing any or all remedies against anyone who discloses or receives such confidential information. Furthermore, violation of this agreement shall constitute a breach of the Bylaws of the PWDCC, and as such, may result in suspension and/or expulsion from the PWDCC.

By my signature below, I hereby confirm that I will abide by this Confidentiality Agreement.

Signature: _____ Date: _____

Print Name: _____

NOTE: The PWDCC respects your privacy. This information will not be shared or sold to other organizations or businesses.

DATE RECEIVED BY PWDCC: _____

PWDCC Water Trial

Participation Agreement

Conditions: These trials are open to pure bred Portuguese Water Dogs. I/we understand that the dogs must be in good health, proper fitness and condition for the test they are about to enter and must be at least 6 months of age in order to compete in the water trials. I/we agree to these terms. I/we accept full responsibility for the care of my dog(s) during the water trial.

Special Rules: The water trial is located within the confines of

I/we agree to become familiar with and adhere to all site rules and regulations including but not limited to the following:

- Dogs must be on leash or confined to a crate at all times except when participating in practice sessions or when actually being judged.
- If my dog soils the grounds, I am responsible for cleanup and disposal
- Nothing (dogs, banners, etc.) is to be attached to any tree in the park.

General Rules: The Portuguese Water Dog Club of Canada, (hereinafter "PWDCC") rules, regulations, policies and guidelines for water trial participants (hereinafter "the rules") are in the current PWDCC Water Trial Manual available on the web site, www.pwdcc.org. I/we have received the current Manual and/or have read the rules via the web site and I/we agree to obey the rules.

Hold-harmless: I/we agree to hold the PWDCC and the event-giving club, their members, directors, officers, agents, and judge(s) at this event, the owner and/or lessor of the premises, any provider of services for this event and any employees or volunteers of any of the aforementioned parties, harmless from any claim for loss, injury, or illness which may be alleged to have been caused directly or indirectly to any person, animal or thing by the act of my dog while in or upon the trial grounds or while entering or leaving same, and I/we further agree to hold the aforementioned parties harmless from any claim for loss, disappearance or theft of, or damage injury or illness to, my dog, whether such loss, disappearance, theft, damage, injury or illness is caused or alleged to be caused by the negligence of the club or any other parties aforementioned, by the negligence of any other person, or by any other cause or causes.

Indemnification: I/we hereby assume the sole responsibility for and agree to indemnify and save the aforementioned parties harmless from any and all loss and expense (including legal fees) by reason of the liability imposed by law upon any of the aforementioned parties for damage because of bodily injuries, including death at any time resulting there from, sustained by any person or persons, including myself (ourselves) or on account of damage to property, arising out of or in consequence of my (our) participation in this water trial, howsoever such same may have been caused or may be alleged to have been caused by negligence of the aforementioned parties or any of their employees or agents, or any other persons.

Arbitration: Notwithstanding any of the above, in the event that I/we or my dog(s) suffer any damage, injury, illness, or loss (including the death of the dog(s) arising from the water trial), I/we agree that any claim arising out of or related to the entry, exhibition or attendance at the event or as to the construction, interpretation and effect of this agreement shall be settled by arbitration pursuant to the applicable rules of the Provincial statutes where the trial takes place. I/we agree that any such arbitration will take place in _____ within 60 days of the incident giving rise to the claim, or at such other time and place as the parties may agree. I/we agree to pay a prorated share of the costs of any such arbitration.

I/we agree that these clubs have the right to refuse this entry or any entry for any cause which they deem to be sufficient.

Owner/Handler's initials _____

Substitute Steward's initials _____

Date _____

Date _____

Entry is not valid unless signed, dated, and submitted with correct fees by the closing date.

PWDCC Water Trial Entry Form

Water Trial Address

Dates

Host Club

Entry Fees per entry/per day. _____

Entries open _____ and close at the trial secretary's mailbox on _____

after which tie entries cannot be cancelled for refund. If using an overnight service, please indicate "no signature required" for delivery Mail entries to:

Level entered (one level per dog): ☐ Junior ☐ Apprentice ☐ Working ☐ Courier ☐ Master

What leg are you working on? _____

Days Entered: ☐ _____ ☐ _____ ☐ _____ ☐ _____ ☐ _____

Make checks or money orders payable in Canadian funds to _____

I enclose \$ _____ for entry fees.

Fill out form completely. Use the TAB key to move from field to field.

Prefix Titles	Registered name of dog	
Suffix Titles (include PWDCC titles)	Sex	Call Name
Date of Birth	CKC # or Foreign Reg # (list country)	
Breeder		
Sire		
Dam		
Owner(s)	Phone	
Address		
City/Prov//Postal Code		
Owner(s) Email		
Handler	Phone	
Address		
City/Prov//Postal Code		
Handler's Email		
Substitute Steward	Phone	

I hereby certify I am the actual owner of the dog or duly authorized agent of or Handler for the actual owner whose name has been entered above. I have read and agree to be bound by the agreement printed on the reverse side of this entry form as well as the stipulations contained in the premium list plus any directive received from any official involved in staging the event. I certify and represent that the dog entered is over 6 months of age (at the time of this event) and is not a hazard to persons or other dogs.

s	
Signature of substitute Steward	Date

*If the Handler and/or substitute Steward named herein is under 18 years of age (must be at least 9 or older), this entry form must be signed and acknowledged by his/her legal guardian.

Entry is not valid unless accompanied by the signed and dated Participation Agreement.